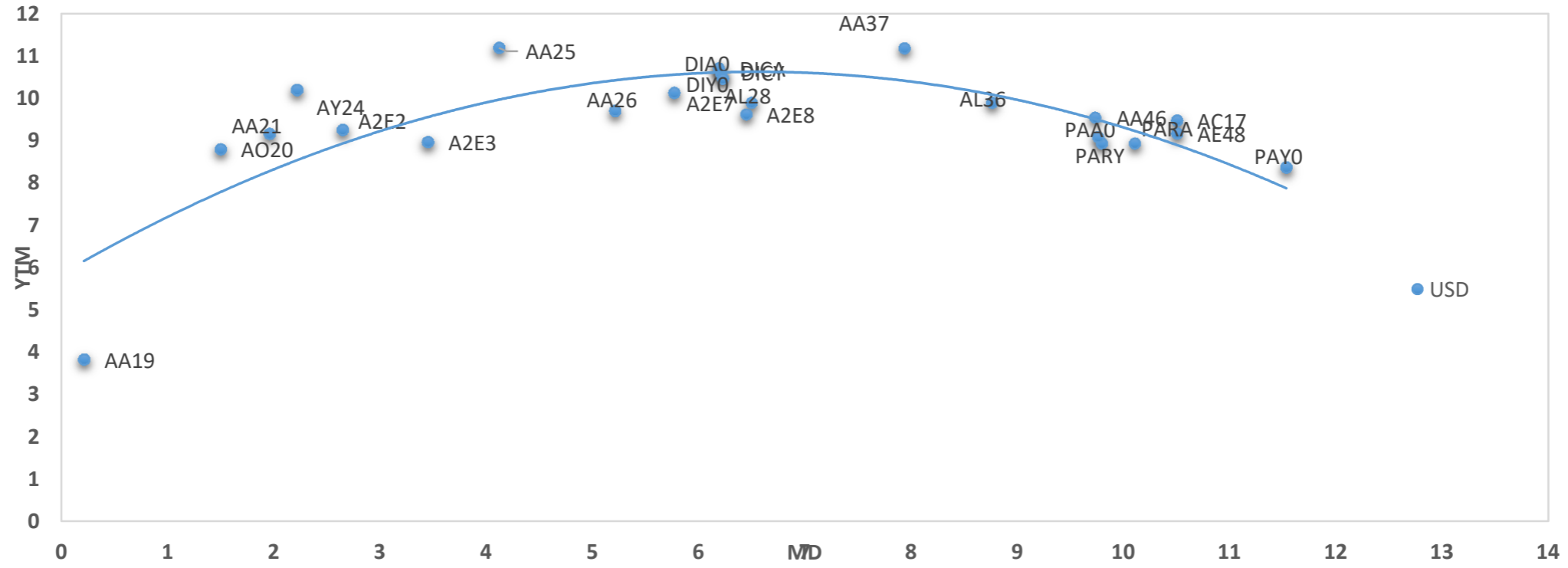


INFORME SEMANAL DE MERCADOS - 28/1 al 1/2
SOVEREIGN DEBT

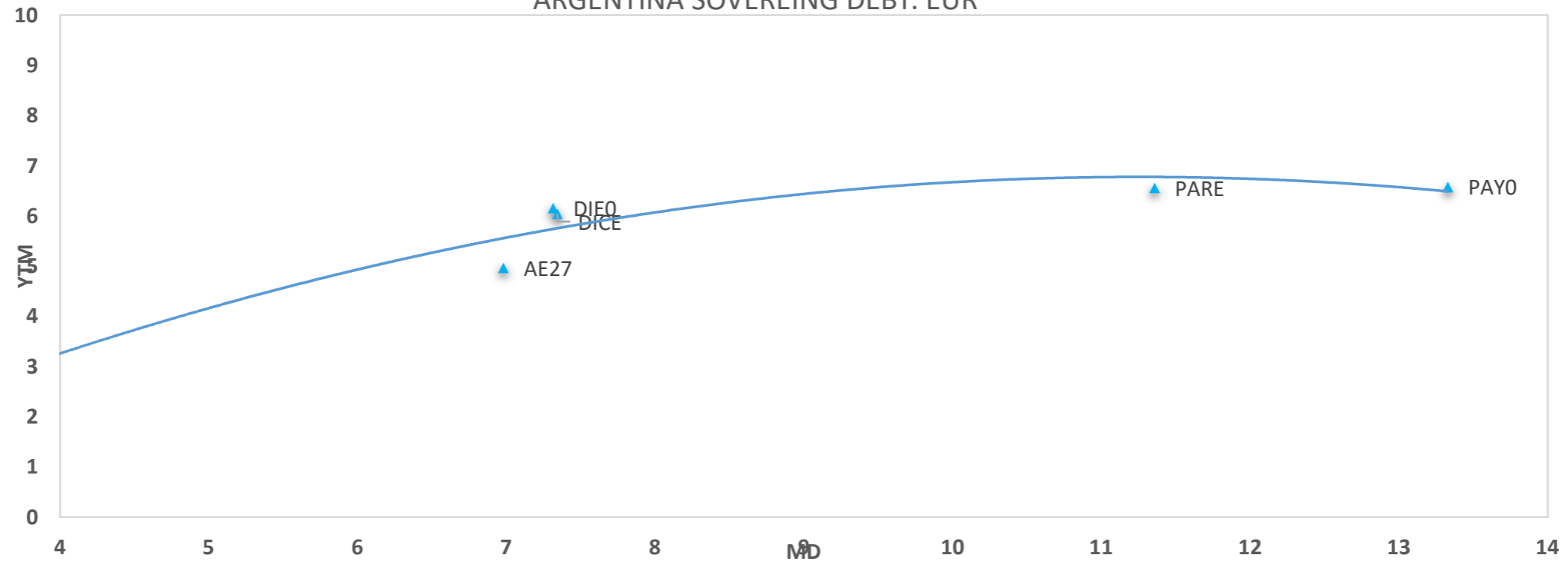
Name	ISIN	Min. Denomination	Maturity	Next Pay Date	Modified Duration	Convexity	Accrued interest	Bid	Ask	YTM Bid	YTM Ask	Z Spread	Código BYMA
USD													
Bonar 6,25% 2019	USP04808AG92	USD 150,000	22-04-2019	23-04-2019	0.21	0.09	1.79	100.50	100.63	3.83	3.25	130.40	AA19
Bonar 8,00% 2020	ARARGE3200U1	USD 1	08-10-2020	08-04-2019	1.50	3.07	2.60	101.38	101.88	8.79	8.46	632.34	AO20
Rep. Arg. U\$S 6,88% 2021	USP04808AA23	USD 150,000	22-04-2021	23-04-2019	1.96	4.99	1.97	95.50	96.00	9.16	8.90	675.25	AA21
Rep. Arg. U\$S 5,63% 2022	USP04808AL87	USD 1,000	26-01-2022	26-07-2019	2.65	8.58	0.14	90.75	91.25	9.25	9.04	690.80	A2E2
Rep. Arg. U\$S 4,625% 2023	US040114HP86	USD 1,000	11-01-2023	11-07-2019	3.45	14.22	0.31	85.88	86.38	8.96	8.80	657.41	A2E3
Bonar 8,75% 2024	ARARGE03H413	USD 1	07-05-2024	07-05-2019	2.22	8.43	2.14	98.88	99.88	10.19	9.74	785.12	AY24
Rep Arg U\$S 5,75% 2025	ARARGE320408	USD 1	18-04-2025	22-04-2019	4.12	21.40	1.71	80.75	0.00	11.19	0.00	890.50	AA25
Rep. Arg. U\$S 7,50% 2026	USP04808AC88	USD 150,000	22-04-2026	23-04-2019	5.22	35.00	2.15	88.75	89.25	9.70	9.60	729.90	AA26
Rep. Arg. U\$S 6,88% 2027	US040114HJ27	USD 1,000	26-01-2027	26-07-2019	5.77	42.19	0.17	82.50	83.00	10.12	10.02	778.49	A2E7
Rep Arg U\$S 6,63% 2028	USP04808AJ32	USD 150,000	06-07-2028	08-07-2019	6.50	54.72	0.53	80.25	81.25	9.90	9.71	749.90	AL28
Rep. Arg. U\$S 5,875% 2028	US040114HQ69	USD 1,000	11-01-2028	11-07-2019	6.45	52.60	0.39	77.88	78.38	9.62	9.52	722.90	A2E8
Discount 8,28% 2033 2005	ARARGE03E113	USD 1	31-12-2033	01-07-2019	6.19	54.74	0.81	86.38	87.38	10.70	10.51	834.19	DICA
Discount 8,28% 2033 2005	US040114GL81	USD 1	31-12-2033	01-07-2019	6.21	55.09	0.81	86.38	87.38	10.55	10.37	818.36	DICY
Discount 8,28% 2033 2010	ARARGE03G688	USD 1	31-12-2033	01-07-2019	6.19	54.74	0.81	86.38	87.38	10.70	10.51	834.19	DIA0
Discount 8,28% 2033 2010	XS0501194756	USD 1	31-12-2033	28-06-2019	6.23	55.31	0.81	86.88	87.88	10.46	10.28	803.30	DIY0
Rep Arg U\$S 7,62% 2037	ARARGE320416	USD 1	18-04-2037	22-04-2019	7.94	100.22	2.27	75.38	76.38	11.18	11.01	876.43	AA37
Par 2,50% 2038 2005	ARARGE03E097	USD 1	31-12-2038	01-04-2019	10.11	140.94	0.87	59.75	60.75	8.94	8.77	633.02	PARA
Par 2,50% 2038 2005	US040114GK09	USD 1	31-12-2038	01-04-2019	9.80	129.88	0.87	59.75	60.25	8.94	8.85	633.41	PARY
Par 2,50% 2038 2010	ARARGE03G704	USD 1	31-12-2038	01-04-2019	9.77	129.17	0.87	59.75	60.75	9.08	8.91	648.91	PAA0
Par 2,50% 2038 2010	XS0501195647	USD 1	31-12-2038	29-03-2019	11.53	186.01	0.87	59.75	60.25	8.36	8.29	570.40	PAY0
Rep Arg U\$S 7,13% 2036	USP04808AK05	USD 150,000	06-07-2036	08-07-2019	8.76	115.79	0.57	77.25	78.25	9.89	9.74	738.60	AL36
Rep. Arg. U\$S 7,62% 2046	USP04808AE45	USD 150,000	22-04-2046	23-04-2019	9.74	165.76	2.18	81.50	82.00	9.54	9.48	696.70	AA46
Rep. Arg. U\$S 6,875% 2048	US040114HR43	USD 1,000	11-01-2048	11-07-2019	10.50	189.82	0.46	76.90	77.65	9.16	9.07	656.41	AE48
Rep. Arg. U\$S 7,12% 2117	USP04808AN44	USD 1,000	28-06-2117	28-06-2019	10.50	222.58	0.73	75.25	75.75	9.47	9.41	694.40	AC17
EUR													
Rep. Arg. 3,87% 2022	XS1503160225	100,000 €	15-01-2022	15-01-2020	2.63	9.49	0.22	90.01	90.76	7.80	7.49	788.90	AE22
Rep. Arg. 3,37% 2023	XS1715303340	100,000 €	15-01-2023	15-01-2020	3.46	15.59	0.19	85.02	85.77	7.95	7.69	793.03	AE23
Rep. Arg. 5,00% 2027	XS1503160498	100,000 €	15-01-2027	15-01-2020	6.04	46.55	0.29	79.49	80.24	8.68	8.52	825.50	AE27
Rep. Arg. 5,25% 2028	XS1715303779	100,000 €	15-01-2028	15-01-2020	6.54	55.24	0.30	78.75	79.75	8.78	8.58	826.40	AE28
Discount 7,82% 2033	XS0205545840	1 €	31-12-2033	28-06-2019	6.21	56.83	0.76	90.80	91.80	9.48	9.31	891.90	DICE
Discount 7,82% 2033	XS0501195134	1 €	31-12-2033	28-06-2019	6.17	56.27	0.76	89.78	90.53	9.67	9.53	910.30	DIE0
Par 2,26% 2038	XS0205537581	1 €	31-12-2038	29-03-2019	9.77	131.25	0.79	59.49	60.24	8.61	8.48	768.60	PARE
Par 2,26% 2038	XS0501195647	1 €	31-12-2038	29-03-2019	11.53	186.01	0.87	59.75	60.25	8.36	8.29	570.40	PAY0
Rep. Arg. 6,25% 2047	XS1715535123	100,000 €	09-11-2047	11-11-2019	11.03	206.61	1.51	76.22	77.22	8.48	8.36	745.40	AE47
CHF													
Rep. Arg. CHF 3,375% 2020	CH0361824458	CHF 5,000	12-10-2020	14-10-2019	1.55	3.89	1.06	94.24	95.74	7.10	6.09	762.40	



ARGENTINA SOVEREIGN DEBT



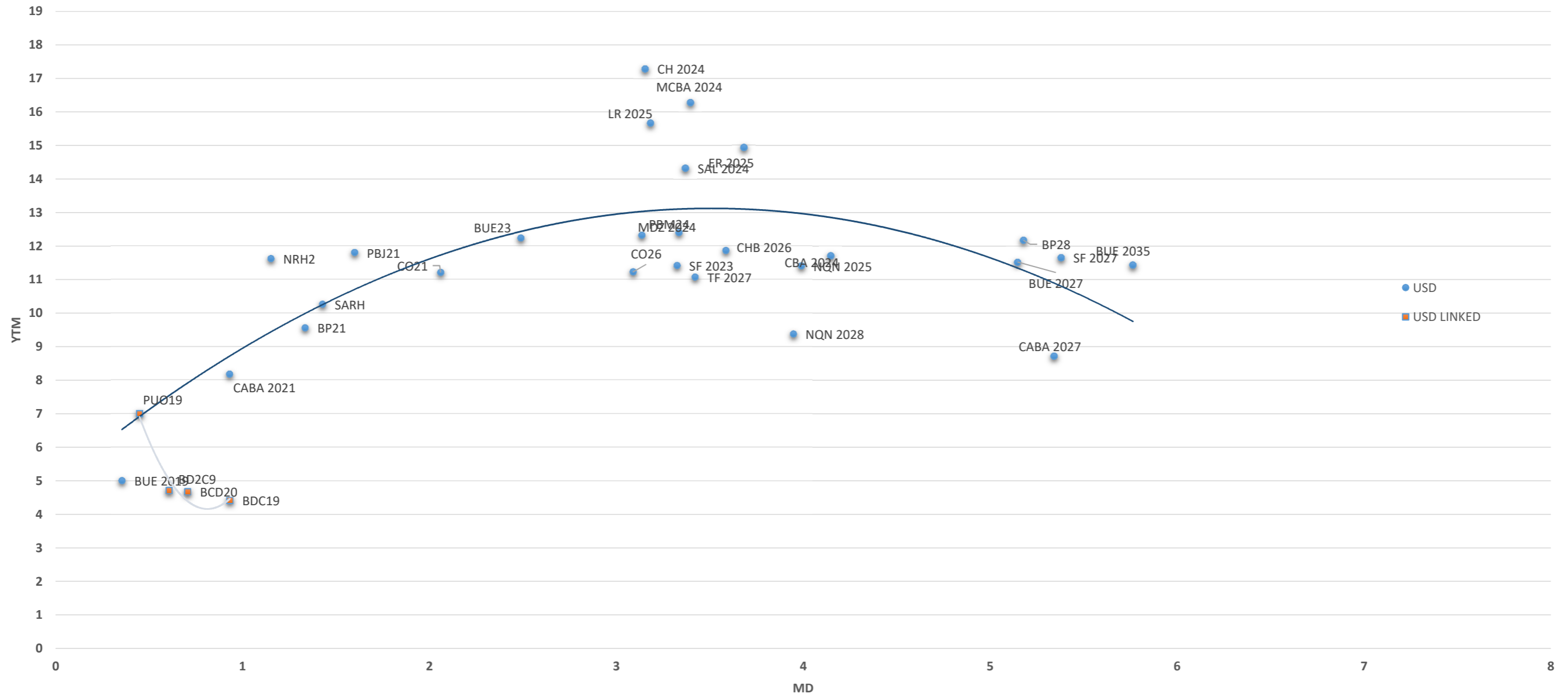
ARGENTINA SOVEREIGN DEBT: EUR



PROVINCIAL DEBT

Name	ISIN	Min. Denomination	Maturity	Next Pay Date	Modified Duration	Convexity	Accrued interest	Bid	Ask	YTM Bid	YTM Ask	Z Spread	Code
USD													
Buenos Aires 5,75% 2019	XS1433314231	USD 150,000	15-06-2019	17-06-2019	0.36	0.25	0.80	100.25	100.50	5.01	4.31	246.10	BUE 2019
Buenos Aires 10,875% 2021	XS0584493349	USD 100,000	26-01-2021	26-07-2019	1.33	2.67	0.27	101.75	103.75	9.56	8.11	713.60	BP21
Buenos Aires 9,95% 2021	XS1244682487	USD 150,000	09-06-2021	10-06-2019	1.60	3.63	1.55	97.00	98.00	11.80	11.17	954.40	PBJ21
Buenos Aires 6,50% 2023	XS1566193378	USD 1,000	15-02-2023	15-02-2019	2.49	8.39	3.07	86.00	87.00	12.23	11.78	999.03	BUE23
Buenos Aires 9,125% 2024	XS1380274735	USD 150,000	16-03-2024	18-03-2019	3.14	13.13	3.52	90.00	91.00	12.31	11.97	1011.70	PBM24
Buenos Aires 7,875% 2027	XS1433314314	USD 150,000	15-06-2027	17-06-2019	5.15	34.66	1.09	82.25	83.25	11.52	11.29	922.30	BUE 2027
Buenos Aires 9,625% 2028	XS0290124154	USD 100,000	18-04-2028	18-04-2019	5.18	37.12	2.86	87.00	89.00	12.18	11.75	989.35	BP28
Buenos Aires 4% 2035	XS0234085032	USD 1	15-05-2035	15-05-2019	5.76	50.81	0.89	61.63	63.13	11.44	11.03	912.18	BUE 2035
C.A.B.A. 8,95% 2021	US11942GAC69	USD 200,000	19-02-2021	19-02-2019	0.93	1.92	4.13	100.75	101.75	8.16	7.14	566.31	CABA 2021
C.A.B.A. 7,50% 2027	US11942GAD43	USD 200,000	01-06-2027	03-06-2019	5.34	36.68	1.33	91.75	92.25	8.72	8.62	632.92	CABA 2027
Chaco 9,375% 2024	USP2389CAA10	USD 150,000	18-08-2024	19-02-2019	3.15	13.72	4.35	76.00	76.25	17.28	17.18	1543.70	CH 2024
Chubut 7,75% 2026	USP25619AB67	USD 150,000	26-07-2026	26-04-2019	3.59	17.16	0.19	86.00	88.00	11.86	11.22	993.20	CHB 2026
Córdoba 7,125% 2021	USP79171AD96	USD 150,000	10-06-2021	10-06-2019	2.06	5.43	1.09	91.75	92.75	11.21	10.69	890.80	CO21
Córdoba 7,45% 2024	USP79171AE79	USD 150,000	01-09-2024	01-03-2019	4.15	22.16	3.19	82.88	83.25	11.72	11.61	946.30	CBA 2024
Córdoba (Mun.) 7,875% 2024	XS1496112407	USD 150,000	29-09-2024	29-03-2019	3.40	15.32	2.76	73.50	74.50	16.27	15.89	1441.30	MCBA 2024
Córdoba 7,125% 2026	ARPCDB320099	USD 1	27-10-2026	29-04-2019	3.09	14.62	0.16	87.88	88.15	11.22	11.12	914.87	CO26
Entre Ríos 8,75% 2025	USP37341AA50	USD 150,000	08-02-2025	08-02-2019	3.68	18.52	4.30	78.00	79.00	14.94	14.61	1288.80	ER 2025
La Rioja 9,75% 2025	US504216AA09	USD 150,000	24-02-2025	25-02-2019	3.18	14.19	4.36	81.50	82.50	15.66	15.30	1373.43	LR 2025
Mendoza 8,375% 2024	USP6480JAG24	USD 150,000	19-05-2024	20-05-2019	3.33	14.47	1.77	87.00	88.00	12.39	12.06	1019.70	MDZ 2024
Neuquén 7,875% 2021	USP71695AB92	USD 150,000	26-04-2021	26-04-2019	1.15	2.02	0.20	95.75	97.75	11.61	9.82	951.20	NRH2
Neuquén 7,50% 2025	USP7169GAA78	USD 1,000	27-04-2025	29-04-2019	3.99	20.49	2.04	85.00	86.00	11.40	11.12	913.70	NQN 2025
Neuquén 8,625% 2028	USP71695AC75	USD 150,000	12-05-2028	12-02-2019	3.95	22.44	1.99	97.00	98.00	9.38	9.12	708.20	NQN 2028
Salta 9,50% 2022	USP8388TAA27	USD 150,000	16-03-2022	18-03-2019	1.43	3.21	1.29	98.90	100.90	10.26	8.88	808.70	SARH
Salta 9,125% 2024	USP8388TAB00	USD 150,000	07-07-2024	08-07-2019	3.37	14.75	0.71	83.50	86.50	14.32	13.28	1224.90	SAL 2024
Santa Fe 7% 2023	US74409AAC36	USD 150,000	23-03-2023	25-03-2019	3.32	13.91	2.57	85.75	86.05	11.41	11.31	922.71	SF 2023
Santa Fe 6,90% 2027	USP84641AB82	USD 150,000	01-11-2027	02-05-2019	5.38	38.01	1.80	76.25	76.67	11.65	11.55	934.10	SF 2027
Tierra del Fuego 7,95% 2027	USP91528AA03	USD 1,000	17-04-2027	17-04-2019	3.42	17.74	0.45	92.88	93.88	11.07	10.75	896.20	TF 2027
EUR													
Buenos Aires 4% 2035	XS0234082872	EUR 1	15-05-2035	15-05-2019	5.84	53.88	0.89	68.50	71.50	9.90	9.18	937.00	
USD LINKED													
C.A.B.A. 3,98% 2019	ARCBAS031639	USD 1,000	17-05-2019	17-05-2018	0.93	1.49	0.13	99.72	99.81	4.42	4.32	268.75	BDC19
Chubut 4% 2019	ARPCHU030253	USD 1	21-10-2019	22-04-2019	0.45	0.35	0.16	98.81	98.86	6.99	6.89	455.14	PUO19
C.A.B.A. 1,95% 2019	ARCBAS031647	USD 1,000	20-12-2019	21-06-2019	0.61	0.72	0.24	98.56	98.62	4.71	4.61	211.69	BD2C9
C.A.B.A. 1,95% 2020	ARCBAS031654	USD 1,000	28-01-2020	29-07-2019	0.71	0.91	0.04	98.12	98.19	4.67	4.57	204.82	BCD20

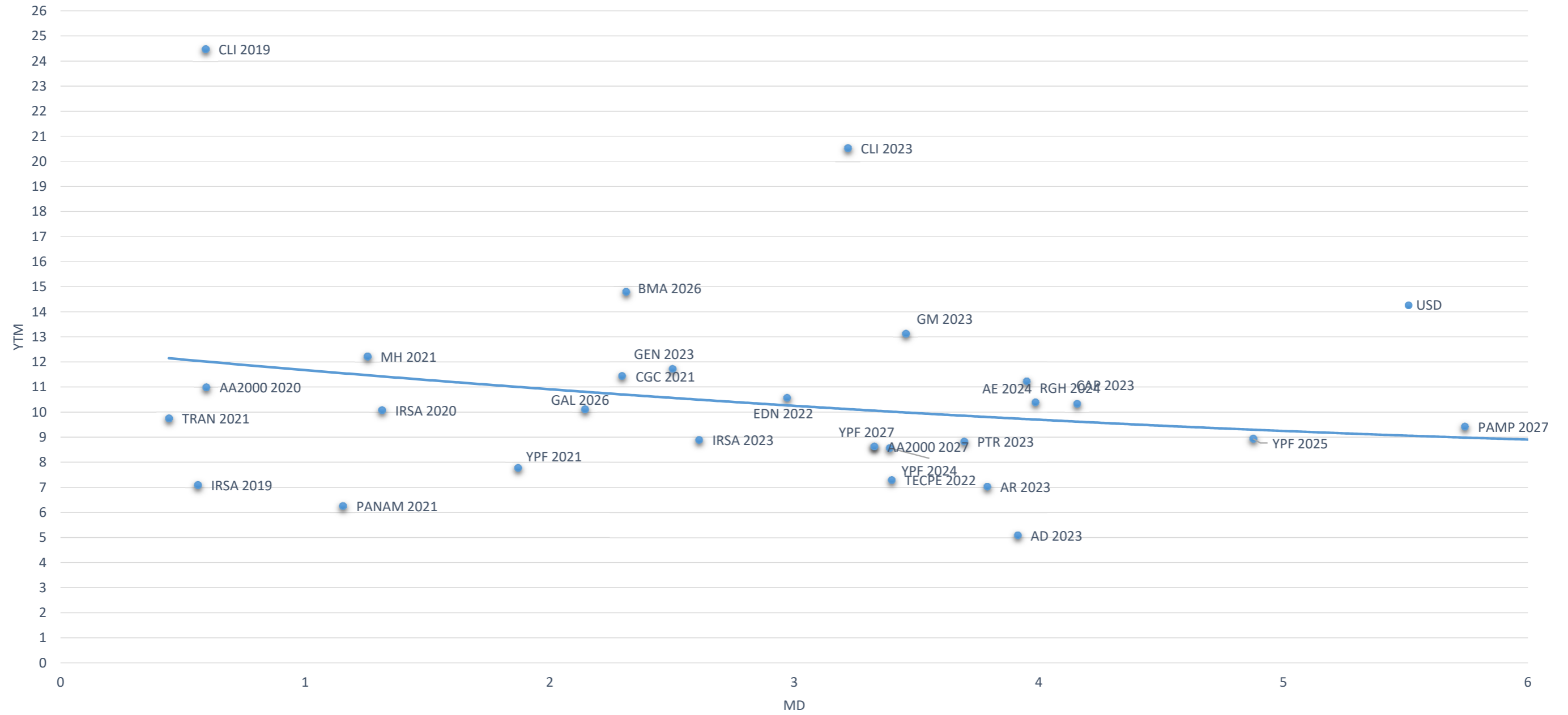
ARGENTINA PROVINCIAL DEBT: USD + USD LINKED



CORPORATE BONDS

Name	ISIN	Min. Denomination	Maturity	Next Pay Date	Modified Duration	Convexity	Accrued interest	Bid	Ask	YTM Bid	YTM Ask	Z Spread	Code
OIL & GAS													
Compañía Gral de Combustible 9,50% 2021	USP3063DAA02	USD 150,000	07-11-2021	07-05-2019	2.30	6.83	2.32	95.50	96.50	11.44	10.99	916.20	CGC 2021
Panamerican Energy 7,875% 2021	US69783UAA97	USD 2,000	07-05-2021	07-05-2019	1.16	2.51	1.93	101.88	102.88	6.26	5.43	371.60	PANAM 2021
Petrobras Argentina 7,375% 2023	US71647XAA54	USD 1,000	21-07-2023	22-07-2019	3.69	16.70	0.29	94.75	95.75	8.82	8.54	642.55	PTR 2023
YPF 8,50% 2021	USP989MJBG51	USD 1,000	23-03-2021	25-03-2019	1.87	4.64	3.12	101.38	102.38	7.78	7.27	531.00	YPF 2021
YPF 8,75% 2024	US984245AK63	USD 1,000	04-04-2024	04-04-2019	3.39	15.02	2.94	100.63	101.38	8.57	8.35	615.39	YPF 2024
YPF 8,50% 2025	US984245AL47	USD 1,000	28-07-2025	29-07-2019	4.88	29.89	0.17	97.88	98.88	8.94	8.73	651.53	YPF 2025
YPF 6,88% 2027	USP0092MAE32	USD 150,000	01-02-2027	02-05-2019	3.33	16.67	0.08	94.25	95.25	8.63	8.32	628.80	YPF 2027
YPF 7% 2047	USP989MJB03	USD 10,000	15-12-2047	17-06-2019	10.75	197.40	0.97	81.80	82.80	8.74	8.62	611.70	YPF 2047
Tecpetrol 4,875% 2022	USP90187AE86	USD 1,000	12-12-2022	12-06-2019	3.40	13.88	0.72	92.00	93.00	7.29	6.98	484.40	TECPE 2022
FINANCIALS													
Banco Galicia 8,25% 2026	US059538AR97	USD 200,000	19-07-2026	19-07-2019	2.14	5.85	0.37	94.44	94.94	10.11	10.01	856.76	GAL 2026
Banco Macro 6,75% 2026	USP1047VAF42	USD 150,000	04-11-2026	06-05-2019	2.31	6.80	1.71	82.32	82.78	14.80	14.57	1275.10	BMA 2026
ELECTRICO													
Andes Energia 7,75% 2024	US00107VAA17	USD 150,000	02-02-2024	02-08-2019	3.95	19.30	0.06	87.00	88.00	11.22	10.93	893.19	AE 2024
Capex 6,875% 2023	US139612AE59	USD 1,000	15-05-2024	15-05-2019	4.16	21.51	1.53	86.17	86.54	10.34	10.24	800.06	CAP 2023
Edenor 9,75% 2022	USP3710FAJ32	USD 2,000	25-10-2022	25-04-2019	2.97	11.31	2.71	97.50	99.50	10.57	9.90	826.60	EDN 2022
Generación Mediterránea 9,625% 2023	US36875LAA70	USD 150,000	27-07-2023	29-07-2019	3.46	15.09	0.21	88.40	89.40	13.13	12.81	1103.72	GM 2023
Gennea 8,75% 2023	US372319AA15	USD 1,000	20-01-2022	22-07-2019	2.50	7.89	0.36	92.75	93.75	11.72	11.29	945.87	GEN 2023
Pampa Energia 7,50% 2027	US697660AA69	USD 150,000	24-01-2027	24-07-2019	5.74	41.96	0.23	89.38	90.38	9.42	9.23	698.97	PAMP 2027
Transener 9,75% 2021	US20445RAB78	USD 2,000	15-08-2021	15-02-2019	0.44	0.41	4.60	100.00	100.50	9.75	9.52	731.91	TRAN 2021
CONSTRUCCION													
Clisa 11,50% 2019	XS1116464220	USD 1	15-10-2019	15-04-2019	0.59	0.63	3.51	92.07	92.12	24.48	24.38	2349.80	CLI 2019
Clisa 9,50% 2023	US20445PAE51	USD 1,000	20-07-2023	22-07-2019	3.22	13.40	0.40	68.75	69.75	20.52	20.08	1899.73	CLI 2023
Irsa Inv. y Repr 7% 2019	ARIRSA560039	USD 1	08-09-2019	08-03-2019	0.56	0.46	1.13	101.10	101.15	7.10	6.94	457.28	IRSA 2019
Irsa Inv. y Repr 11,50% 2020	US450047AG04	USD 2,000	20-07-2020	22-07-2019	1.32	2.41	0.48	101.88	102.88	10.08	9.34	769.38	IRSA 2020
Irsa Prop. Comerciales 8,75% 2023	US463588AA16	USD 500	23-03-2023	25-03-2019	2.61	8.76	3.21	99.50	101.50	8.89	8.31	650.80	IRSA 2023
FOODS													
Arcor 6% 2023	US03965PAC59	USD 1,000	06-07-2023	08-07-2019	3.79	17.30	0.48	96.13	97.13	7.03	6.76	455.87	AR 2023
Arcos Dorados 6,62% 2023	USG0457FAD99	USD 100,000	27-09-2023	27-03-2019	3.91	18.79	2.36	106.25	107.75	5.10	4.74	256.70	AD 2023
Mastellone Hermanos 12,625% 2021	US57632PAU49	USD 1	03-07-2021	03-07-2019	1.26	2.23	1.12	100.50	100.75	12.21	12.02	994.60	MH 2021
OTHERS													
Aeropuertos Argentina 2000 10,75% 2020	ARAEAR050019	USD 1	21-04-2020	22-04-2019	0.60	0.63	0.45	100.49	100.55	10.99	10.89	872.37	AA2000 2020
Aeropuertos Argentina 2000 6,88% 2027	USP0092MAE32	USD 150,000	01-02-2027	02-05-2019	3.33	16.67	0.08	94.25	95.25	8.63	8.32	628.80	AA2000 2027
Raghsa 7,25% 2024	USP79849AC24	USD 2,000	21-03-2024	21-03-2019	3.99	20.08	2.70	87.75	88.75	10.39	10.11	812.10	RGH 2024

ARGENTINA CORPORATIVE DEBT: USD



WORLD INDEXES								
Index	Country	Last	Net Change	WTD	MTD	YTD	52 Week High	52 Week Low
AMERICAS								
Merval	Argentina	36,619.27	0.80%	5.20%	17.76%	17.76%	36,491.61	24,618.09
Merval 25	Argentina	40,243.75	0.78%	5.09%	17.47%	17.47%	40,074.72	27,060.93
Bovespa	Brasil	97,861.27	0.48%	#N/A	7.53%	10.98%	98,405.21	87,535.87
IGPA Index	Chile	5,454.03	0.90%	0.23%	0.90%	6.83%	5,894.93	4,998.95
Colcap Index	Colombia	11,903.16	0.63%	1.12%	6.46%	0.00%	12,640.61	10,854.67
S&P 500	EE UU	2,700.52	-0.13%	1.34%	7.59%	7.59%	2,708.95	2,443.96
Nasdaq	EE UU	7,251.97	-0.41%	1.22%	8.79%	8.79%	7,303.12	6,457.13
Nasdaq 100	EE UU	6,867.46	-0.57%	1.18%	7.96%	7.96%	6,936.34	6,139.40
Dow Jones	EE UU	25,015.01	0.06%	1.12%	7.15%	7.15%	26,951.81	21,712.53
Mexbol	Mexico	43,825.88	-0.37%	0.43%	3.68%	3.68%	44,541.41	41,436.49
SPBL25PT Index	Peru	20,309.32	0.59%	2.28%	4.86%	4.86%	21,581.82	18,571.51
IBC Index	Venezuela	5,286.40	-2.77%	-11.51%	226.10%	226.10%	6,354.19	2.83
EUROPE								
DAX	Alemania	11,180.66	0.07%	-0.90%	5.68%	5.68%	11,321.62	10,386.97
FTSE 100	Inglaterra	7,020.22	0.74%	3.10%	4.25%	4.25%	7,001.94	6,599.48
CAC Index	Francia	5,019.26	0.53%	1.90%	7.03%	7.03%	5,016.28	4,606.20
SX5E	EuroStoxx	3,171.12	0.37%	0.25%	5.94%	5.94%	3,177.10	2,936.76
IBEX	España	9,019.40	-0.41%	-1.81%	5.49%	5.49%	10,605.70	8,286.20
FTSEMIB	Italia	19,576.77	-0.78%	-1.18%	6.80%	6.80%	19,904.79	17,959.39
ASIA & PACIFIC								
SSE Compositod	China	2,618.23	1.30%	0.63%	6.20%	6.20%	2,630.32	2,440.91
Hang Seng	Hong Kong	27,930.74	-0.04%	1.31%	11.14%	11.14%	28,010.90	24,896.87
SENSEX	India	36,469.43	0.59%	1.23%	1.61%	1.61%	38,989.65	32,483.84
Nikkei 500	Japon	1,934.95	0.60%	1.27%	#N/A	#N/A	1,929.05	1,789.68
Kospi Index	Korea	2,203.46	-0.06%	1.18%	9.62%	0.00%	2,607.10	1,984.53
Taiwan Weighted	Taiwan	9,932.26	0.01%	-0.37%	3.96%	3.96%	11,261.68	9,319.28
TSEC Taiwan 50	Taiwan	7,420.95	-0.15%	-0.83%	3.59%	3.59%	7,529.49	6,951.84

ADR'S										
Name	Code	Last	Net Change	WTD	MTD	YTD	52 Week High	52 Week Min	Close	Last
Banco Francés	BFR	13.46	-0.66%	5.73%	19.75%	19.75%	25.33	7.11	13.55	13.46
Banco Macro	BMA	57.70	-0.29%	4.91%	31.52%	31.52%	114.86	32.00	57.87	57.7
Banco Santander	SAN	4.67	-1.58%	-7.07%	3.44%	3.44%	7.42	4.22	4.74	4.665
Bunge	BG	54.82	-0.46%	2.87%	2.60%	2.60%	83.20	51.13	55.07	54.8173
Cresud	CRESY	13.66	1.34%	2.71%	9.81%	9.81%	21.84	10.30	13.48	13.66
Edenor	EDN	29.16	1.36%	7.05%	9.13%	9.13%	61.79	19.08	28.77	29.16
Globant	GLOB	67.33	-0.40%	-1.04%	23.61%	23.61%	69.69	42.14	67.6	67.33
Grupo Clarín	GCSAq	2.50	0.00%	0.00%	-10.07%	-10.07%	7.20	2.50	2.5	2.5
Grupo Financiero Galicia	GGAL	35.99	-1.44%	4.79%	26.35%	26.35%	70.81	18.30	36.51	35.985
Grupo Supervielle	SUPV	10.64	1.43%	12.71%	25.32%	25.32%	33.31	4.91	10.49	10.64
Irsa Inversiones y Repr.	IRS	15.06	-2.46%	8.82%	14.70%	14.70%	27.63	11.73	15.44	15.06
Pampa Energía	PAM	35.55	-0.28%	2.81%	6.76%	6.76%	70.96	24.93	35.65	35.55
Petróleo Brasileiro	PBR	16.33	0.18%	3.22%	16.56%	16.56%	17.20	9.03	16.3	16.33
Telecom Argentina	TEO	16.72	1.39%	2.33%	9.21%	9.21%	38.68	13.31	16.49	16.72
Telefónica	TEF	8.66	0.00%	-1.81%	2.00%	2.00%	10.23	7.71	8.66	8.66
Tenaris	TS	24.94	-0.12%	-0.36%	14.04%	14.04%	40.64	20.45	24.97	24.94
Ternium	TX	30.41	-0.03%	4.43%	9.90%	9.90%	42.43	25.52	30.42	30.41
Transp. del Gas del Sur	TGS	16.60	-1.37%	0.91%	13.93%	13.93%	23.24	10.72	16.83	16.6
YPF	YPF	16.51	0.98%	5.63%	20.34%	20.34%	24.65	11.99	16.35	16.51