



PETRINI VALORES

Mercado Internacional

INFORME SEMANAL DE MERCADOS

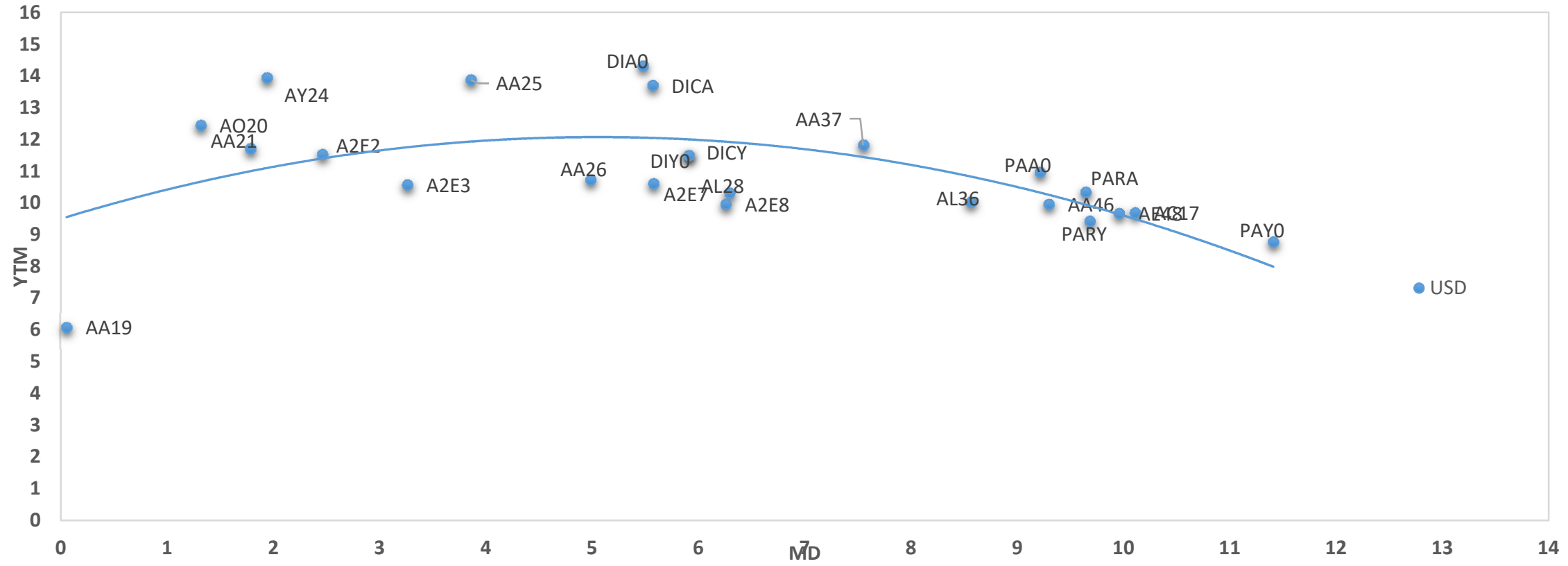
SOVEREIGN DEBT

Name	ISIN	Min. Denomination	Maturity	Next Pay Date	Modified Duration	Convexity	Accrued interest	Bid	Ask	YTM Bid	YTM Ask	Z Spread	Código BYMA
USD													
Bonar 6,25% 2019	USP04808AG92	USD 150,000	22-04-2019	23-04-2019	0.06	0.01	2.78	100.00	100.00	6.08	6.08	381.10	AA19
Bonar 8,00% 2020	ARARGE3200U1	USD 1	08-10-2020	08-04-2019	1.32	2.46	3.89	97.91	98.04	12.45	12.35	1036.33	AO20
Rep. Arg. U\$S 6,88% 2021	USP04808AA23	USD 150,000	22-04-2021	23-04-2019	1.78	4.24	3.06	91.38	91.88	11.71	11.41	969.98	AA21
Rep. Arg U\$S 5,63% 2022	USP04808AL87	USD 1,000	26-01-2022	26-07-2019	2.46	7.53	1.03	86.13	86.63	11.53	11.29	952.10	A2E2
Rep. Arg U\$S 4,625% 2023	US040114HP86	USD 1,000	11-01-2023	11-07-2019	3.26	12.88	1.04	81.88	82.38	10.57	10.38	854.37	A2E3
Bonar 8,75% 2024	ARARGE03H413	USD 1	07-05-2024	07-05-2019	1.94	7.00	3.55	93.25	94.25	13.93	13.38	1207.96	AY24
Rep Arg U\$S 5,75% 2025	ARARGE320408	USD 1	18-04-2025	22-04-2019	3.86	19.21	2.64	74.00	75.00	13.87	13.52	1203.92	AA25
Rep. Arg. U\$S 7,50% 2026	USP04808AC88	USD 150,000	22-04-2026	23-04-2019	4.99	32.61	3.33	84.38	84.88	10.71	10.60	866.40	AA26
Rep. Arg. U\$S 6,88% 2027	US040114HJ27	USD 1,000	26-01-2027	26-07-2019	5.58	39.95	1.26	80.50	81.00	10.60	10.49	853.04	A2E7
Rep Arg U\$S 6,63% 2028	USP04808AJ32	USD 150,000	06-07-2028	08-07-2019	6.29	52.10	1.58	78.38	79.38	10.30	10.10	817.80	AL28
Rep. Arg U\$S 5,875% 2028	US040114HQ69	USD 1,000	11-01-2028	11-07-2019	6.26	50.17	1.32	76.50	77.00	9.95	9.85	781.90	A2E8
Discount 8,28% 2033 2005	ARARGE03E113	USD 1	31-12-2033	01-07-2019	5.57	46.30	2.14	73.85	74.85	13.70	13.46	1176.04	DICA
Discount 8,28% 2033 2005	US040114GL81	USD 1	31-12-2033	01-07-2019	5.91	51.03	2.12	81.63	82.63	11.50	11.30	942.44	DICY
Discount 8,28% 2033 2010	ARARGE03G688	USD 1	31-12-2033	01-07-2019	5.48	45.09	2.14	71.46	72.46	14.30	14.05	1240.39	DIA0
Discount 8,28% 2033 2010	XS0501194756	USD 1	31-12-2033	28-06-2019	5.91	51.03	2.12	81.63	82.63	11.50	11.30	942.40	DIY0
Rep Arg U\$S 7,62% 2037	ARARGE320416	USD 1	18-04-2037	22-04-2019	7.55	93.41	3.49	73.00	74.00	11.83	11.64	968.60	AA37
Par 2,50% 2038 2005	ARARGE03E097	USD 1	31-12-2038	30-09-2019	9.65	129.89	0.03	51.75	52.75	10.33	10.13	807.51	PARA
Par 2,50% 2038 2005	US040114GK09	USD 1	31-12-2038	30-09-2019	9.69	126.24	0.02	57.38	57.88	9.43	9.34	715.07	PARY
Par 2,50% 2038 2010	ARARGE03G704	USD 1	31-12-2038	30-09-2019	9.21	116.98	0.03	49.75	50.75	10.95	10.73	873.98	PAA0
Par 2,50% 2038 2010	XS0501195647	USD 1	31-12-2038	30-09-2019	11.41	181.41	0.02	57.38	57.88	8.77	8.70	642.00	PAY0
Rep Arg U\$S 7,13% 2036	USP04808AK05	USD 150,000	06-07-2036	08-07-2019	8.56	112.19	1.70	76.50	77.50	10.01	9.86	775.70	AL36
Rep. Arg. U\$S 7,62% 2046	USP04808AE45	USD 150,000	22-04-2046	23-04-2019	9.30	155.09	3.39	78.25	78.75	9.96	9.89	768.60	AA46
Rep. Arg. U\$S 6,875% 2048	US040114HR43	USD 1,000	11-01-2048	11-07-2019	9.96	175.54	1.55	73.00	73.75	9.67	9.57	737.39	AE48
Rep. Arg U\$S 7,12% 2117	USP04808AN44	USD 1,000	28-06-2117	28-06-2019	10.11	209.26	1.86	73.50	74.00	9.69	9.63	741.10	AC17
EUR													
Rep. Arg. 3,87% 2022	XS1503160225	100,000 €	15-01-2022	15-01-2020	2.42	8.19	0.82	84.58	85.33	10.52	10.16	1068.50	AE22
Rep. Arg. 3,37% 2023	XS1715303340	100,000 €	15-01-2023	15-01-2020	3.25	13.89	0.71	79.68	80.43	10.08	9.79	1017.58	AE23
Rep. Arg. 5,00% 2027	XS1503160498	100,000 €	15-01-2027	15-01-2020	5.78	43.18	1.06	74.05	74.80	9.93	9.76	971.40	AE27
Rep. Arg. 5,25% 2028	XS1715303779	100,000 €	15-01-2028	15-01-2020	6.26	51.37	1.11	73.26	74.26	9.95	9.73	965.50	AE28
Discount 7,82% 2033	XS0205545840	1 €	31-12-2033	28-06-2019	5.92	52.77	2.00	86.49	87.49	10.30	10.11	994.00	DICE
Discount 7,82% 2033	XS0501195134	1 €	31-12-2033	28-06-2019	5.88	52.16	2.00	85.39	86.14	10.51	10.36	1015.50	DIE0
Par 2,26% 2038	XS0205537581	1 €	31-12-2038	30-09-2019	9.59	126.14	0.02	56.32	57.07	9.25	9.11	856.80	PARE
Par 2,26% 2038	XS0501195647	1 €	31-12-2038	30-09-2019	11.41	181.41	0.02	57.38	57.88	8.77	8.70	642.00	PAY0
Rep. Arg. 6,25% 2047	XS1715535123	100,000 €	09-11-2047	11-11-2019	10.41	189.32	2.47	71.45	72.45	9.07	8.94	828.30	AE47
CHF													
Rep. Arg. CHF 3,375% 2020	CH0361824458	CHF 5,000	12-10-2020	14-10-2019	1.39	3.24	1.59	93.26	94.76	8.23	7.10	876.60	

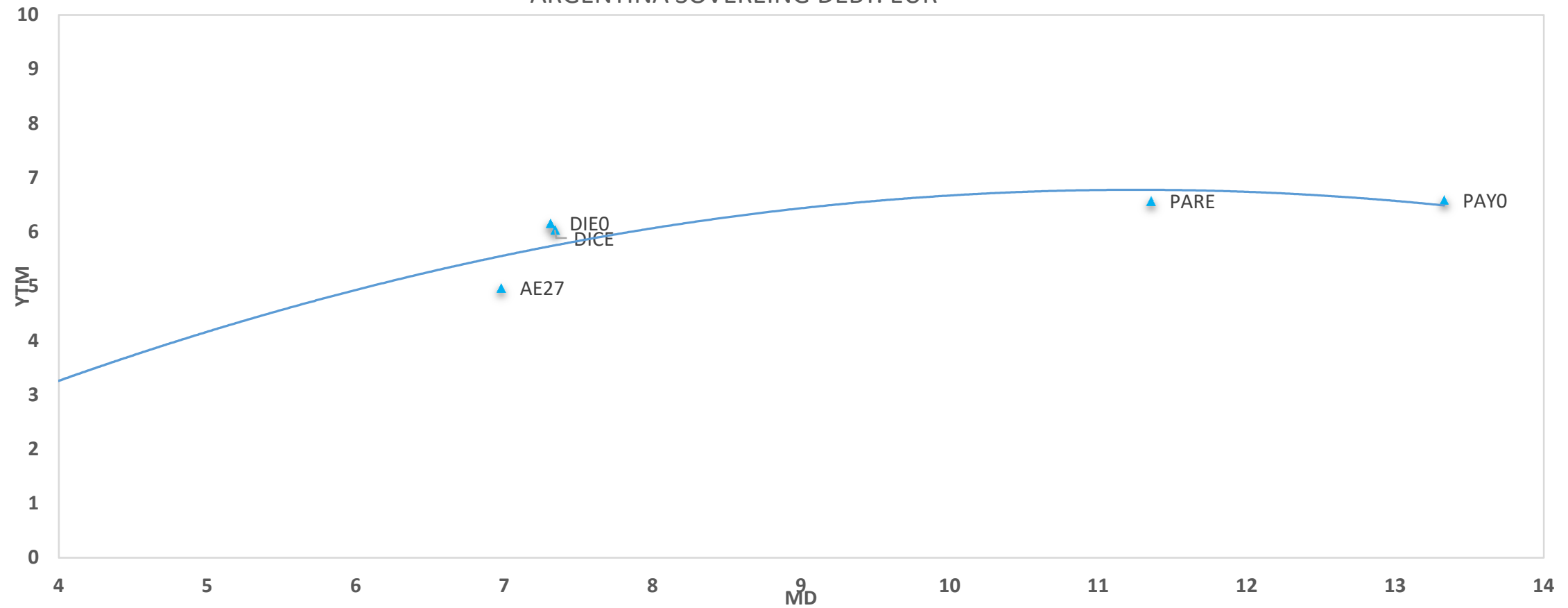


INFORME SEMANAL DE MERCADOS

ARGENTINA SOVEREIGN DEBT



ARGENTINA SOVEREIGN DEBT: EUR



INFORME SEMANAL DE MERCADOS

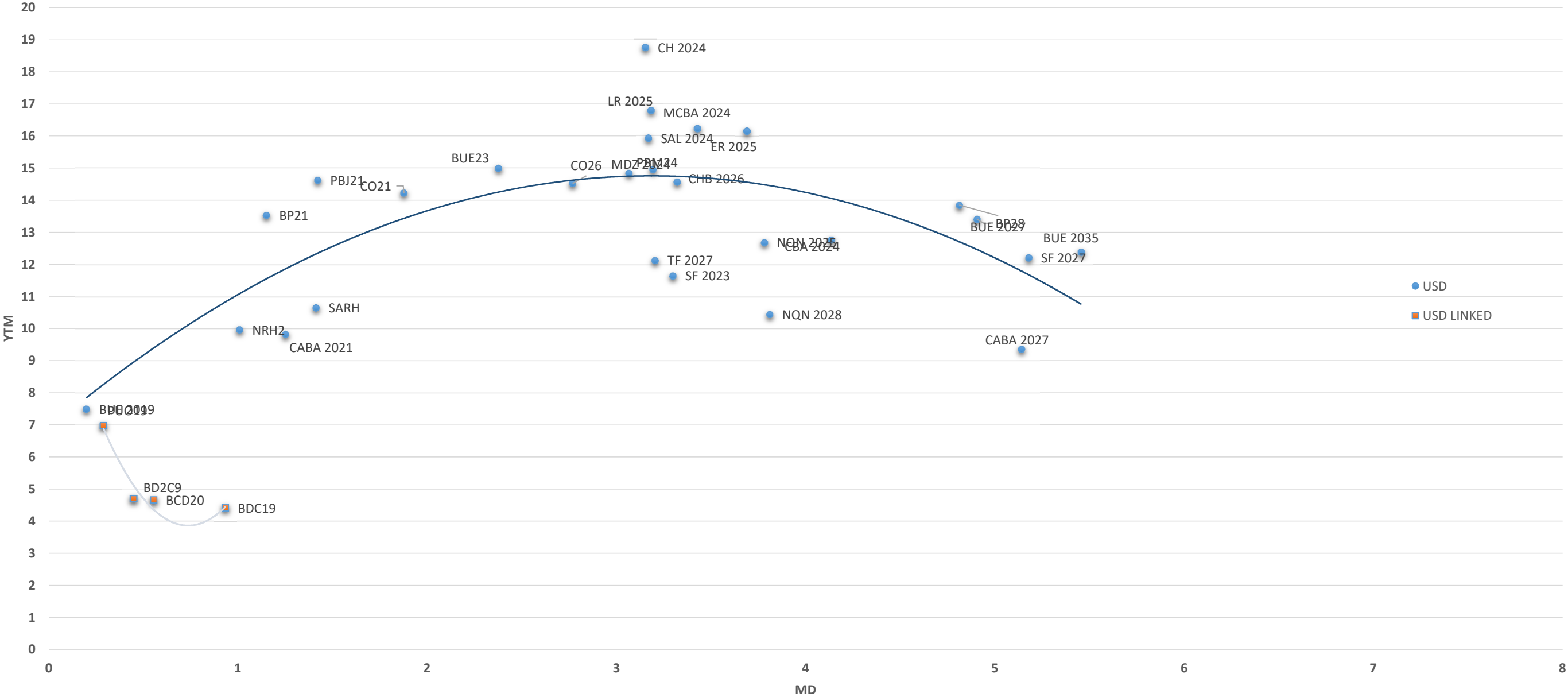
PROVINCIAL DEBT													
Name	ISIN	Min. Denomination	Maturity	Next Pay Date	Modified Duration	Convexity	Accrued interest	Bid	Ask	YTM Bid	YTM Ask	Z Spread	Code
USD													
Buenos Aires 5,75% 2019	XS1433314231	USD 150,000	15-06-2019	17-06-2019	0.20	0.08	1.71	99.63	99.75	7.50	6.88	507.00	BUE 2019
Buenos Aires 10,875% 2021	XS0584493349	USD 100,000	26-01-2021	26-07-2019	1.15	2.11	1.99	96.88	98.88	13.54	11.80	1150.50	BP21
Buenos Aires 9,95% 2021	XS1244682487	USD 150,000	09-06-2021	10-06-2019	1.42	3.00	3.12	93.25	94.25	14.63	13.90	1271.40	PBJ21
Buenos Aires 6,50% 2023	XS1566193378	USD 1,000	15-02-2023	15-08-2019	2.38	7.57	0.85	81.00	82.00	14.99	14.48	1319.39	BUE23
Buenos Aires 9,125% 2024	XS1380274735	USD 150,000	16-03-2024	16-09-2019	3.07	12.25	0.41	83.50	84.50	14.84	14.45	1308.40	PBM24
Buenos Aires 7,875% 2027	XS1433314314	USD 150,000	15-06-2027	17-06-2019	4.81	31.20	2.34	73.38	74.38	13.85	13.58	1198.70	BUE 2027
Buenos Aires 9,625% 2028	XS0290124154	USD 100,000	18-04-2028	18-04-2019	4.90	34.23	4.38	81.75	83.75	13.41	12.94	1149.93	BP28
Buenos Aires 4% 2035	XS0234085032	USD 1	15-05-2035	15-05-2019	5.45	46.69	1.52	58.88	60.38	12.38	11.93	1036.47	BUE 2035
C.A.B.A. 8,95% 2021	US11942GAC69	USD 200,000	19-02-2021	19-08-2019	1.25	2.41	1.07	98.88	99.38	9.83	9.43	757.20	CABA 2021
C.A.B.A. 7,50% 2027	US11942GAD43	USD 200,000	01-06-2027	03-06-2019	5.14	34.48	2.52	88.75	89.25	9.36	9.26	724.21	CABA 2027
Chaco 9,375% 2024	USP2389CAA10	USD 150,000	18-08-2024	19-08-2019	3.15	13.20	1.15	73.00	73.23	18.76	18.66	1731.10	CH 2024
Chubut 7,75% 2026	USP25619AB67	USD 150,000	26-07-2026	26-04-2019	3.32	15.17	1.42	78.75	80.75	14.57	13.83	1305.70	CHB 2026
Córdoba 7,125% 2021	USP79171AD96	USD 150,000	10-06-2021	10-06-2019	1.88	4.61	2.22	87.00	88.00	14.23	13.63	1234.80	CO21
Córdoba 7,45% 2024	USP79171AE79	USD 150,000	01-09-2024	03-09-2019	4.13	21.43	0.64	79.63	80.00	12.77	12.66	1087.80	CBA 2024
Córdoba (Mun.) 7,875% 2024	XS1496112407	USD 150,000	29-09-2024	30-09-2019	3.43	15.09	0.07	74.25	76.25	16.24	15.46	1462.90	MCBA 2024
Córdoba 7,125% 2026	ARPCDB320099	USD 1	27-10-2026	29-04-2019	2.77	12.47	1.31	81.44	81.67	14.52	14.42	1299.22	CO26
Entre Ríos 8,75% 2025	USP37341AA50	USD 150,000	08-02-2025	08-08-2019	3.69	17.94	1.31	74.88	75.88	16.16	15.81	1451.70	ER 2025
La Rioja 9,75% 2025	US504216AA09	USD 150,000	24-02-2025	26-08-2019	3.18	13.69	1.03	79.00	80.00	16.80	16.41	1517.21	LR 2025
Mendoza 8,375% 2024	USP6480JAG24	USD 150,000	19-05-2024	20-05-2019	3.19	13.61	3.09	79.88	80.88	14.95	14.58	1323.70	MDZ 2024
Neuquén 7,875% 2021	USP71695AB92	USD 150,000	26-04-2021	26-04-2019	1.01	1.68	1.44	97.87	99.87	9.97	8.00	787.10	NRH2
Neuquén 7,50% 2025	USP7169GAA78	USD 1,000	27-04-2025	29-04-2019	3.78	18.78	3.23	81.13	82.13	12.69	12.38	1078.70	NQN 2025
Neuquén 8,625% 2028	USP71695AC75	USD 150,000	12-05-2028	13-05-2019	3.81	21.03	1.20	93.13	94.13	10.45	10.17	854.40	NQN 2028
Salta 9,50% 2022	USP8388TAA27	USD 150,000	16-03-2022	17-06-2019	1.41	3.04	0.42	98.38	100.38	10.65	9.23	867.60	SARH
Salta 9,125% 2024	USP8388TAB00	USD 150,000	07-07-2024	08-07-2019	3.17	13.33	2.16	79.63	82.63	15.93	14.80	1425.60	SAL 2024
Santa Fe 7% 2023	US74409AAC36	USD 150,000	23-03-2023	23-09-2019	3.30	13.34	0.18	85.50	85.78	11.66	11.56	970.94	SF 2023
Santa Fe 6,90% 2027	USP84641AB82	USD 150,000	01-11-2027	02-05-2019	5.18	35.81	2.89	74.25	74.65	12.22	12.12	1024.60	SF 2027
Tierra del Fuego 7,95% 2027	USP91528AA03	USD 1,000	17-04-2027	17-04-2019	3.20	16.17	1.87	89.88	90.88	12.13	11.79	1035.90	TF 2027
EUR													
Buenos Aires 4% 2035	XS0234082872	EUR 1	15-05-2035	15-05-2019	5.49	48.93	1.52	64.75	67.75	11.01	10.20	1065.90	
USD LINKED													
C.A.B.A. 3,98% 2019	ARCBAS031639	USD 1,000	17-05-2019	17-05-2018	0.93	1.49	0.13	99.72	99.81	4.42	4.32	268.75	BDC19
Chubut 4% 2019	ARPCHU030253	USD 1	21-10-2019	22-04-2019	0.29	0.20	0.80	99.92	99.95	6.99	6.89	456.39	PUO19
C.A.B.A. 1,95% 2019	ARCBAS031647	USD 1,000	20-12-2019	21-06-2019	0.45	0.48	0.56	99.31	99.35	4.71	4.61	216.25	BD2C9
C.A.B.A. 1,95% 2020	ARCBAS031654	USD 1,000	28-01-2020	29-07-2019	0.55	0.64	0.35	98.84	98.89	4.67	4.57	213.14	BCD20



PETRINI VALORES

INFORME SEMANAL DE MERCADOS

ARGENTINA PROVINCIAL DEBT: USD + USD LINKED



INFORME SEMANAL DE MERCADOS

CORPORATE BONDS

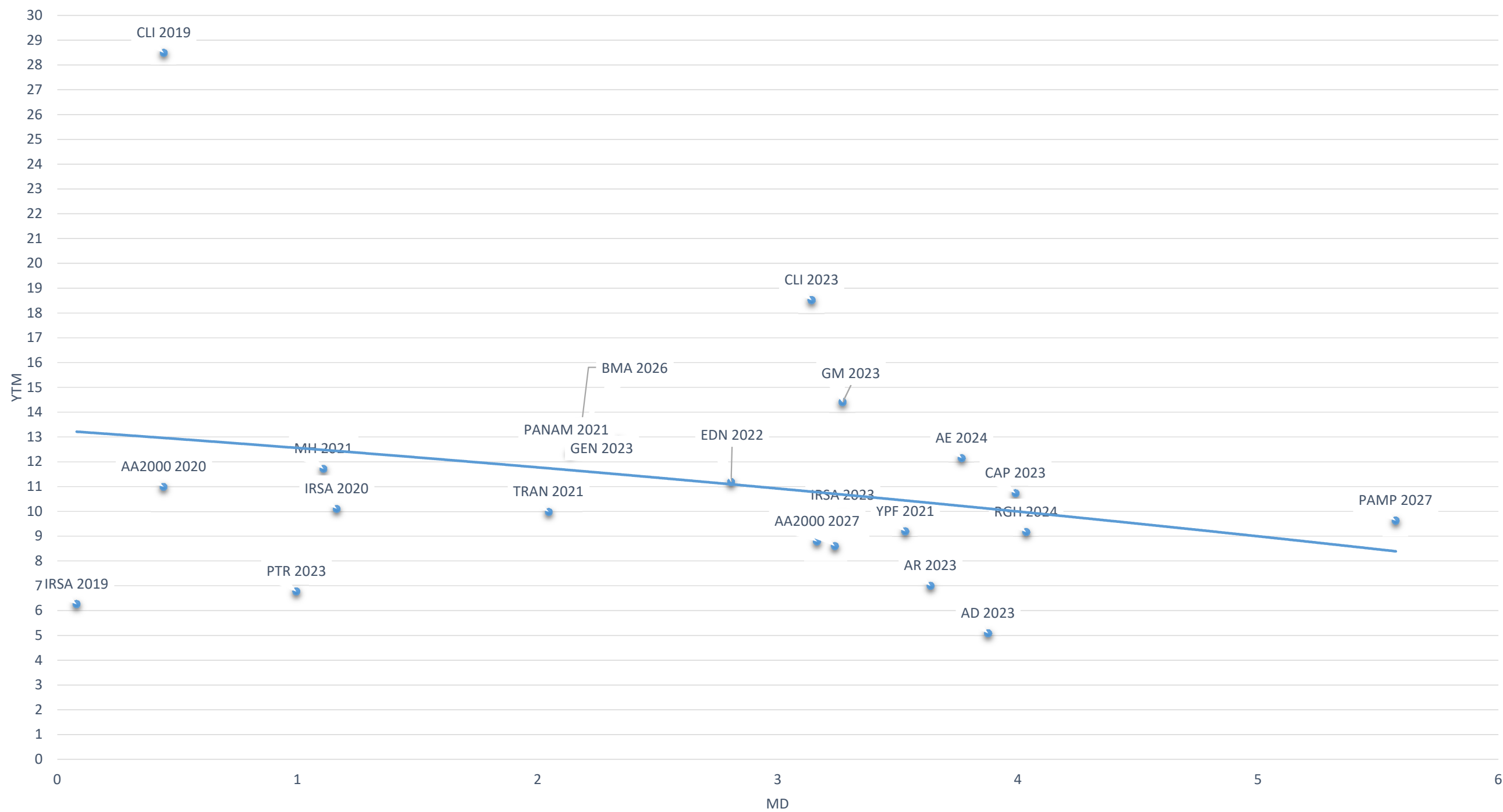
Name	ISIN	Min. Denomination	Maturity	Next Pay Date	Modified Duration	Convexity	Accrued interest	Bid	Ask	YTM Bid	YTM Ask	Z Spread	Code
OIL & GAS													
Compañía Gral de Combustible 9,50% 2021	USP3063DAA02	USD 150,000	07-11-2021	07-05-2019	2.14	6.02	3.83	93.75	94.75	12.38	11.90	1043.90	PANAM 2021
Panamerican Energy 7,875% 2021	US69783UAA97	USD 2,000	07-05-2021	07-05-2019	1.00	2.09	3.17	101.13	102.13	6.76	5.81	443.20	PTR 2023
Petrobras Argentina 7,375% 2023	US71647XAA54	USD 1,000	21-07-2023	22-07-2019	3.53	15.45	1.45	93.63	94.63	9.20	8.90	711.05	YPF 2021
YPF 8,75% 2024	US984245AK63	USD 1,000	04-04-2024	04-04-2019	3.24	13.93	4.33	100.50	101.25	8.60	8.38	648.36	YPF 2025
Banco Macro 6,75% 2026	USP1047VAF42	USD 150,000	04-11-2026	06-05-2019	2.18	6.16	2.78	85.65	86.13	13.49	13.24	1160.10	BMA 2026
ELECTRICO													
Andes Energia 7,75% 2024	US00107VAA17	USD 150,000	02-02-2024	02-08-2019	3.77	17.80	1.29	84.25	85.25	12.15	11.84	1020.44	AE 2024
Capex 6,875% 2023	US139612AE59	USD 1,000	15-05-2024	15-05-2019	3.99	20.07	2.62	85.10	85.45	10.73	10.63	871.32	CAP 2023
Edenor 9,75% 2022	USP3710FAJ32	USD 2,000	25-10-2022	25-04-2019	2.81	10.28	4.25	95.88	97.88	11.18	10.48	918.60	EDN 2022
Generación Mediterránea 9,625% 2023	US36875LAA70	USD 150,000	27-07-2023	29-07-2019	3.27	13.75	1.74	85.00	86.00	14.40	14.05	1261.04	GM 2023
Genneia 8,75% 2023	US372319AA15	USD 1,000	20-01-2022	22-07-2019	2.34	7.00	1.75	90.50	91.50	12.88	12.42	1095.68	GEN 2023
Pampa Energia 7,50% 2027	US697660AA69	USD 150,000	24-01-2027	24-07-2019	5.57	39.98	1.42	88.50	89.50	9.62	9.43	750.30	PAMP 2027
Transener 9,75% 2021	US20445RAB78	USD 2,000	15-08-2021	15-08-2019	2.05	5.43	1.27	99.50	100.00	9.98	9.74	784.83	TRAN 2021
CONSTRUCCION													
Clisa 11,50% 2019	XS1116464220	USD 1	15-10-2019	15-04-2019	0.44	0.40	5.34	92.04	92.08	28.49	28.39	2793.00	CLI 2019
Clisa 9,50% 2023	US20445PAE51	USD 1,000	20-07-2023	22-07-2019	3.14	12.87	1.90	74.00	76.00	18.51	17.69	1706.21	CLI 2023
Irsa Inv. y Repr 7% 2019	ARIRSA560039	USD 1	08-09-2019	10-06-2019	0.08	0.01	0.50	100.55	100.59	6.25	5.73	365.60	IRSA 2019
Irsa Inv. y Repr 11,50% 2020	US450047AG04	USD 2,000	20-07-2020	22-07-2019	1.16	1.97	2.30	101.63	102.63	10.11	9.28	784.34	IRSA 2020
Irsa Prop. Comerciales 8,75% 2023	US463588AA16	USD 500	23-03-2023	23-09-2019	3.27	13.27	0.22	96.50	98.50	9.83	9.21	778.15	IRSA 2023
FOODS													
Arcor 6% 2023	US03965PAC59	USD 1,000	06-07-2023	08-07-2019	3.64	16.10	1.43	96.38	97.38	6.99	6.72	482.19	AR 2023
Arcos Dorados 6,62% 2023	USG0457FAD99	USD 100,000	27-09-2023	27-09-2019	3.88	18.08	0.09	106.13	107.63	5.08	4.72	285.30	AD 2023
Mastellone Hermanos 12,625% 2021	US57632PAU49	USD 1	03-07-2021	03-07-2019	1.11	1.81	3.12	101.00	101.25	11.71	11.50	952.45	MH 2021
OTHERS													
Aeropuertos Argentina 2000 10,75% 2020	ARAEAR050019	USD 1	21-04-2020	22-04-2019	0.44	0.43	2.17	102.20	102.25	10.99	10.89	885.26	AA2000 2020
Aeropuertos Argentina 2000 6,88% 2027	USP0092MAE32	USD 150,000	01-02-2027	02-05-2019	3.16	15.57	1.17	94.00	95.00	8.78	8.45	673.50	AA2000 2027
Raghsa 7,25% 2024	USP79849AC24	USD 2,000	21-03-2024	23-09-2019	4.03	19.94	0.22	92.47	92.84	9.17	9.07	707.90	RGH 2024



PETRINI VALORES

INFORME SEMANAL DE MERCADOS

ARGENTINA CORPORATIVE DEBT: USD



PETRINI VALORES

INFORME SEMANAL DE MERCADOS

WORLD INDEXES								
Index	Country	Last	Net Change	WTD	MTD	YTD	52 Week High	52 Week Low
AMERICAS								
Merval	Argentina	33,466.03	1.74%	1.94%	-2.96%	10.48%	37,874.94	24,618.09
Bovespa	Brasil	95,414.55	1.09%	1.79%	-0.18%	8.56%	100,438.87	87,535.87
Colcap Index	Colombia	13,060.07	1.10%	-0.07%	6.86%	17.19%	13,377.87	10,854.67
S&P 500	EE UU	2,834.40	0.67%	1.20%	1.79%	14.03%	2,860.31	2,443.96
Nasdaq	EE UU	7,729.32	0.78%	1.13%	2.61%	17.39%	7,850.11	6,457.13
Nasdaq 100	EE UU	7,378.77	0.80%	0.72%	3.96%	17.40%	7,505.41	6,139.40
Dow Jones	EE UU	25,928.68	0.82%	1.67%	0.05%	12.43%	26,951.81	21,712.53
Mexbol	Mexico	43,281.28	0.79%	2.34%	1.07%	4.40%	44,541.41	41,140.32
SPBL25PT Index	Peru	21,098.07	0.58%	0.42%	2.34%	9.29%	21,581.82	18,571.51
IBC Index	Venezuela	8,567.89	-4.39%	-9.70%	-18.53%	433.74%	11,100.49	4.60
EUROPE								
DAX	Alemania	11,526.04	0.86%	1.42%	0.09%	9.16%	11,823.29	10,386.97
FTSE 100	Inglaterra	7,279.19	0.62%	0.99%	2.89%	8.10%	7,370.61	6,599.48
CAC Index	Francia	5,350.53	1.02%	1.53%	2.10%	14.36%	5,443.10	4,606.20
SX5E	EuroStoxx	3,351.71	0.95%	1.39%	1.62%	12.23%	3,422.34	2,936.76
IBEX	España	9,240.30	0.72%	0.44%	-0.40%	8.79%	10,291.40	8,286.20
FTSEMIB	Italia	21,286.13	0.97%	0.98%	3.03%	16.17%	21,483.53	17,959.39
ASIA & PACIFIC								
SSE Compositd	China	3,090.76	3.20%	-0.43%	5.09%	23.93%	3,129.94	2,440.91
Hang Seng	Hong Kong	29,051.36	0.96%	-0.21%	1.46%	13.91%	29,486.15	24,896.87
SENSEX	India	38,672.91	0.33%	1.33%	7.82%	7.20%	38,989.65	32,972.56
Nikkei 500	Japon	2,029.79	0.71%	-0.43%	1.16%	9.21%	2,051.14	1,789.68
Kospi Index	Korea	2,140.67	0.59%	-2.12%	-2.49%	4.88%	2,516.57	1,984.53
Taiwan Weighted	Taiwan	10,641.04	0.99%	0.02%	#N/A	9.39%	11,261.68	9,319.28
TSEC Taiwan 50	Taiwan	7,949.49	1.12%	-0.14%	#N/A	8.49%	7,973.26	6,951.84
.TWII								



INFORME SEMANAL DE MERCADOS

ADR'S										
Name	Code	Last	Net Change	WTD	MTD	YTD	52 Week High	52 Week Min	Close	Last
Banco Francés	BFR	9.51	1.93%	-1.14%	-14.17%	-13.62%	23.51	7.11	9.33	9.51
Banco Macro	BMA	45.76	3.72%	-1.53%	-9.39%	7.54%	111.67	32.00	44.12	45.76
Banco Santander	SAN	4.63	0.43%	-0.43%	-4.73%	4.28%	6.81	4.22	4.61	4.63
Bunge	BG	53.07	1.67%	2.65%	-0.02%	0.13%	76.95	48.89	52.2	53.07
Cresud	CRESY	11.59	0.70%	-5.62%	-7.06%	-0.86%	21.20	10.30	11.51	11.59
Edenor	EDN	19.60	-0.25%	-12.11%	-26.01%	-26.32%	59.46	18.75	19.65	19.6
Globant	GLOB	71.40	0.32%	2.13%	3.64%	25.75%	74.00	43.31	71.17	71.4
Grupo Clarín	GCSAq	2.10	0.00%	-8.70%	-8.70%	-24.46%	7.20	2.10	2.1	2.1
Grupo Financiero Galicia	GGAL	25.52	2.65%	-1.24%	-16.52%	-5.20%	68.70	18.30	24.86	25.52
Grupo Supervielle	SUPV	6.08	-1.30%	-6.75%	-31.84%	-27.19%	31.54	4.91	6.16	6.08
Irsa Inversiones y Repr.	IRS	10.90	-1.89%	-8.63%	-20.50%	-14.17%	24.77	10.51	11.11	10.9
Pampa Energía	PAM	27.57	1.85%	-3.53%	-13.47%	-9.37%	60.52	24.93	27.07	27.57
Petróleo Brasileiro	PBR	15.92	0.76%	0.63%	1.27%	22.18%	17.90	9.03	15.8	15.92
Telecom Argentina	TEO	14.60	0.55%	-2.60%	-1.95%	-2.47%	32.00	13.31	14.52	14.6
Telefónica	TEF	8.36	0.72%	-3.02%	-3.35%	-0.83%	10.22	7.71	8.3	8.36
Tenaris	TS	28.25	1.07%	-3.25%	6.40%	31.64%	40.64	20.45	27.95	28.25
Ternium	TX	27.22	1.04%	0.93%	-5.65%	0.63%	42.43	25.52	26.94	27.22
Transp. del Gas del Sur	TGS	13.16	1.31%	-2.23%	-9.43%	-7.19%	21.30	10.72	12.99	13.16
YPF	YPF	14.01	2.34%	1.82%	-0.92%	7.19%	23.26	11.99	13.69	14.01



PETRINI VALORES