



INFORME SEMANAL DE MERCADOS - 4 al 8 de Marzo

LETRAS DEL TESORO (LETES)

Fecha Licitación	Fecha Vencimiento	Plazo (días)	T.N.A.	T.E.A.
2018-08-10	2019-02-08	182	4.99%	5.05%
2018-09-14	2019-03-29	196	7.00%	7.11%
2018-09-28	2019-04-12	196	6.50%	6.60%
2018-10-26	2019-04-26	182	5.50%	5.58%
2018-11-14	2019-05-10	175	4.75%	4.81%
2018-11-28	2019-06-14	196	4.75%	4.80%
2018-12-12	2019-06-28	196	4.75%	4.80%
2019-01-08	2019-08-16	217	4.75%	4.80%
2019-01-25	2019-08-30	217	4.50%	4.54%

CAUCIONES

Plazo	T.N.A.
7 días	39.10%
14 días	39.39%
21 días	40.15%
28 días	40.58%

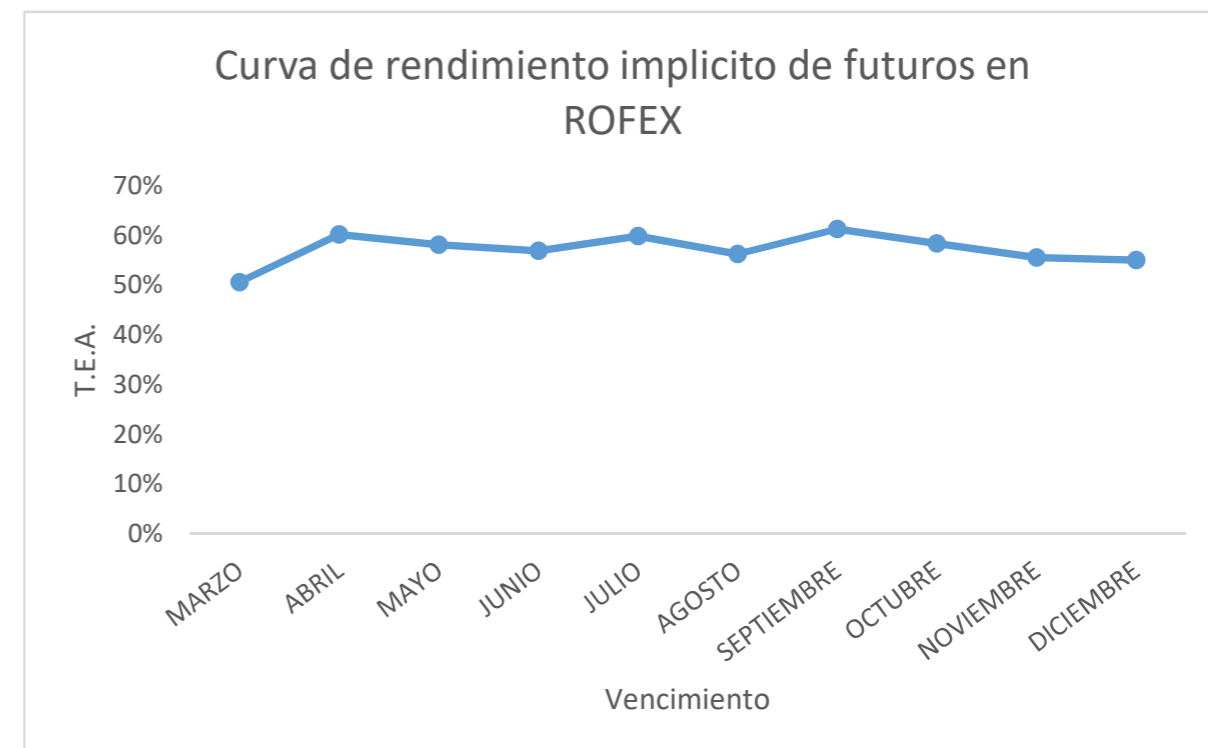
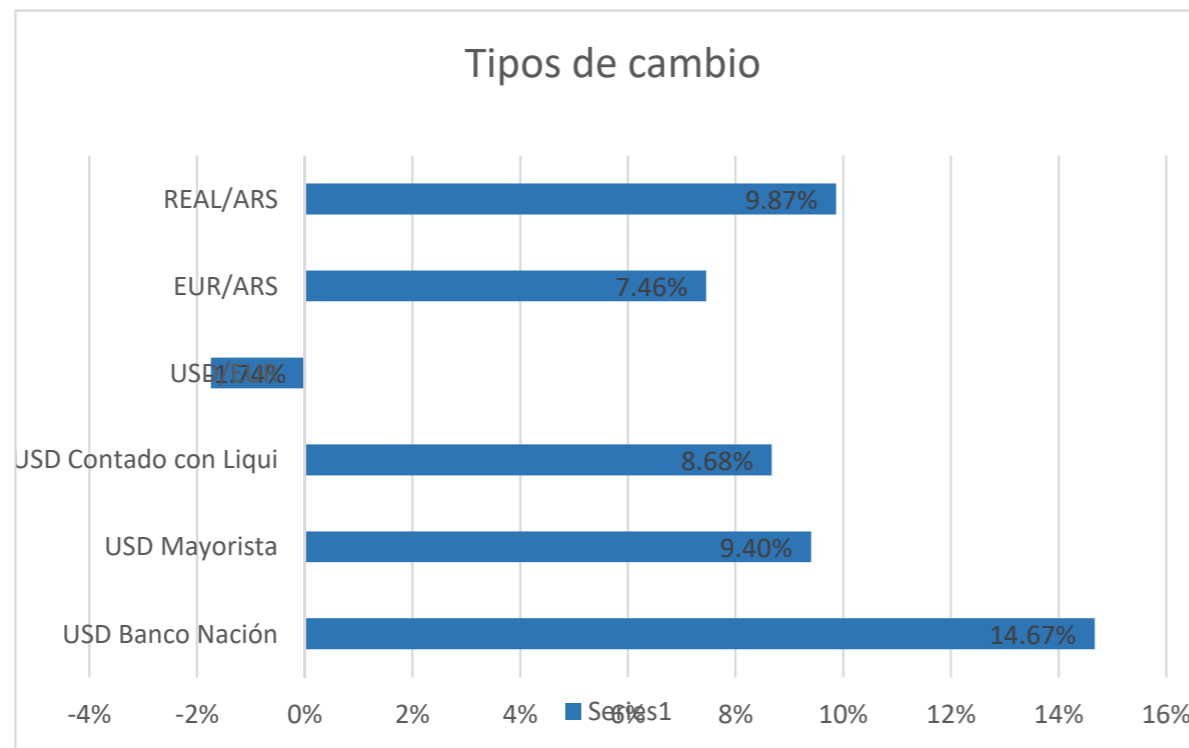
DECUENTO CHEQUES DE PAGO

Plazo	Rendimiento CHPD avalados
30 días	41.44
60 días	42.40
90 días	40.00
120 días	38.00
180 días	45.00
240 días	43.80



TIPO DE CAMBIO					
Moneda	Compra	Venta	WTD	MTD	YTD
USD Banco Nación	40.20	42.20	3.34%	10.18%	14.67%
USD Mayorista	41.22	41.30	3.28%	5.33%	9.40%
USD Contado con Liqui	41.11	41.28	2.46%	4.77%	8.68%
USD/EUR	1.12	1.12	-1.25%	-1.17%	-1.74%
EUR/ARS	46.18	46.33	2.05%	4.24%	7.46%
REAL/ARS	10.63	10.66	0.90%	2.35%	9.87%

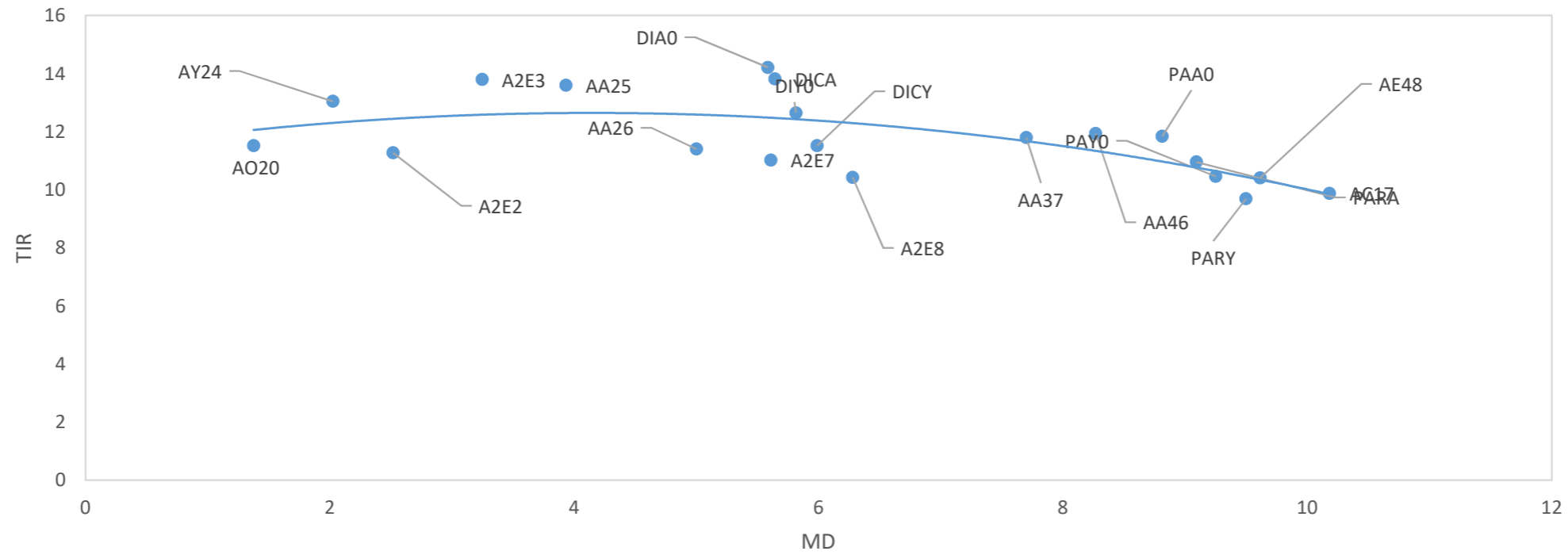
CONTRATOS A DÓLAR FUTURO (ROFEX)			
Vencimiento	Ult. Valor	TNA Implícita	TEA Implícita
MARZO	42.26	41.62%	50.57%
ABRIL	44.05	48.00%	60.12%
MAYO	45.60	46.64%	58.04%
JUNIO	47.08	45.87%	56.88%
JULIO	49.00	47.80%	59.82%
AGOSTO	50.20	45.43%	56.20%
SEPTIEMBRE	52.50	48.71%	61.21%
OCTUBRE	53.70	46.82%	58.32%
NOVIEMBRE	54.72	44.95%	55.49%
DICIEMBRE	56.18	44.62%	54.99%



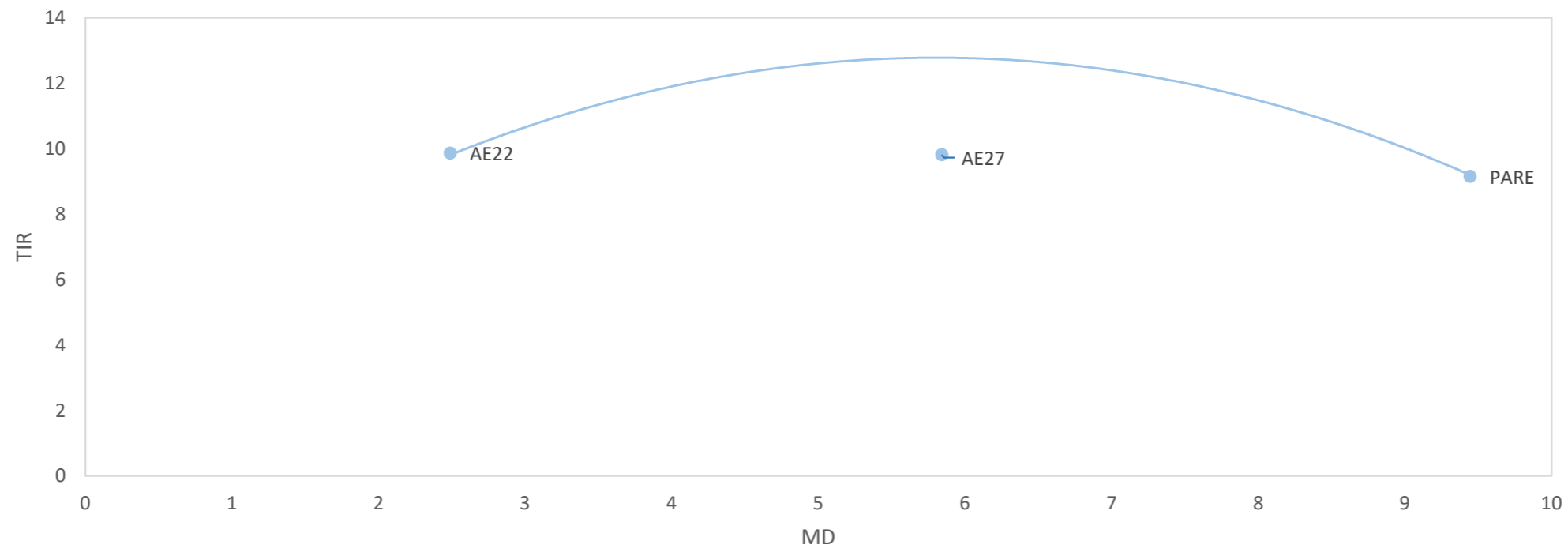
BONOS SOBERANOS EN MONEDA EXTRANJERA												
Instrumento	Código BYMA	ISIN	Vencimiento	Cupón	Próximo Vencimiento	T.I.R. (anual)	D.M. (años)	Paridad	Interés Devengado	Valor Técnico	Últ. Cot. (\$)	Últ. Cot. (U\$S)
DÓLAR												
Bonar 8% 2020	AO20	ARARGE3200U1	08-10-2020	8.00%	Retrieving...	11.51	1.38	95.579	0.00	103.42	\$ 4,024.50	\$ 98.35
Rep. Arg. U\$S 5,63% 2022	A2E2	USP04808AC89	22-04-2021	5.63%	Retrieving...	11.27	2.52	87.173	0.69	100.69	\$ 0.00	\$ 85.70
Rep. Arg U\$S 4,625% 2023	A2E3	USP04808AC89	22-04-2021	5.63%	Retrieving...	13.80	3.25	74.597	0.78	100.78	-	\$ 82.85
Bonar 8,75% 2024	AY24	ARARGE03H413	07-05-2024	8.75%	Retrieving...	13.04	2.03	92.112	0.00	0.00	\$ 3,890.00	\$ 93.35
Rep Arg U\$S 5,75% 2025	AA25	ARARGE320408	18-04-2025	5.75%	Retrieving...	13.59	3.93	73.752	2.30	102.30	\$ 2,990.00	\$ 73.50
Rep. Arg. U\$S 7,50% 2026	AA26	USP04808AC88	22-04-2026	7.50%	Retrieving...	11.40	5.00	83.05	2.92	102.92	-	\$ 88.40
Rep Arg U\$S 6,63% 2027	A2E7	USP04808AC89	26-01-2027	6.88%	Retrieving...	11.02	5.61	79.958	0.84	100.84	-	\$ 79.15
Rep Arg U\$S 6,63% 2028	A2E8	USP04808AC89	11-01-2028	6.88%	Retrieving...	10.43	6.28	75.519	1.00	101.00	-	\$ 76.00
Discount U\$S Ley Arg.	DICA	ARARGE03E113	31-12-2033	8.28%	Retrieving...	13.81	5.64	73.391	2.32	142.53	\$ 4,110.00	\$ 104.25
Discount U\$S Ley N.Y.	DICY	US040114GL81	31-12-2033	8.28%	Retrieving...	11.52	5.99	83.244	2.32	142.53	\$ 4,701.00	\$ 119.00
Discount U\$S Ley Arg.	DIA0	ARARGE03G688	31-12-2033	8.28%	Retrieving...	14.21	5.59	71.862	2.32	142.53	\$ 3,906.50	\$ 111.00
Discount U\$S Ley N.Y.	DIY0	XS0501194756	31-12-2033	8.28%	Retrieving...	12.65	5.82	78.148	2.32	142.53	-	\$ 119.00
Rep Arg U\$S 7,62% 2037	AA37	ARARGE320416	18-04-2037	7.63%	Retrieving...	11.80	7.70	72.252	3.05	103.05	\$ 3,021.00	\$ 73.00
Par U\$S Ley Arg.	PARA	ARARGE03E097	31-12-2038	2.50%	Retrieving...	10.95	9.09	51.359	1.13	101.13	\$ 0.00	\$ 51.00
Par U\$S Ley N.Y.	PARY	US040114GK09	31-12-2038	2.50%	Retrieving...	9.69	9.50	57.465	1.13	101.13	\$ 2,240.00	\$ 57.00
Par U\$S Ley Arg.	PAA0	ARARGE03G704	31-12-2038	2.50%	Retrieving...	11.84	8.81	47.648	1.13	101.13	\$ 1,975.00	\$ 50.00
Par U\$S Ley N.Y.	PAY0	XS0501195647	31-12-2038	2.50%	Retrieving...	10.46	9.25	53.634	1.13	101.13	\$ 2,050.00	\$ 57.00
Rep. Arg. U\$S 7,625% 2046	AA46	USP04808AE45	22-04-2046	7.63%	Retrieving...	11.94	8.27	68.196	2.97	102.97	-	\$ 84.10
Rep. Arg. U\$S 6,875% 2048	AE48	USP04808AE45	11-01-2048	6.88%	Retrieving...	10.41	9.61	69.84	1.17	101.17	-	\$ 79.45
Rep. Arg U\$S 7,12% 2117	AC17	USP04808AE46	28-06-2117	7.13%	Retrieving...	9.87	10.18	74.216	1.47	101.47	\$ 3,100.00	\$ 73.80
EURO												
Rep. Arg. EUR 3,875% 2022	AE22	XS1503160225	15-01-2022	3.88%	Retrieving...	9.86	2.49	S/D	S/D	S/D	\$ 4,090.88	S/D
Rep. Arg. EUR 5% 2027	AE27	XS1503160498	15-01-2027	5.00%	Retrieving...	9.82	5.84	S/D	S/D	S/D	\$ 3,565.63	S/D
Discount 7,82% 2033 2005	DICE	XS0205545840	31-12-2033	7.82%	Retrieving...	15.73	5.96	S/D	S/D	S/D	\$ 4,128.70	S/D
Par 2,26% 2038 2005	PARE	XS0205537581	31-12-2038	2.26%	31-03-2019	9.15	9.44	S/D	S/D	S/D	\$ 2,683.39	S/D



Bonos en Dolares



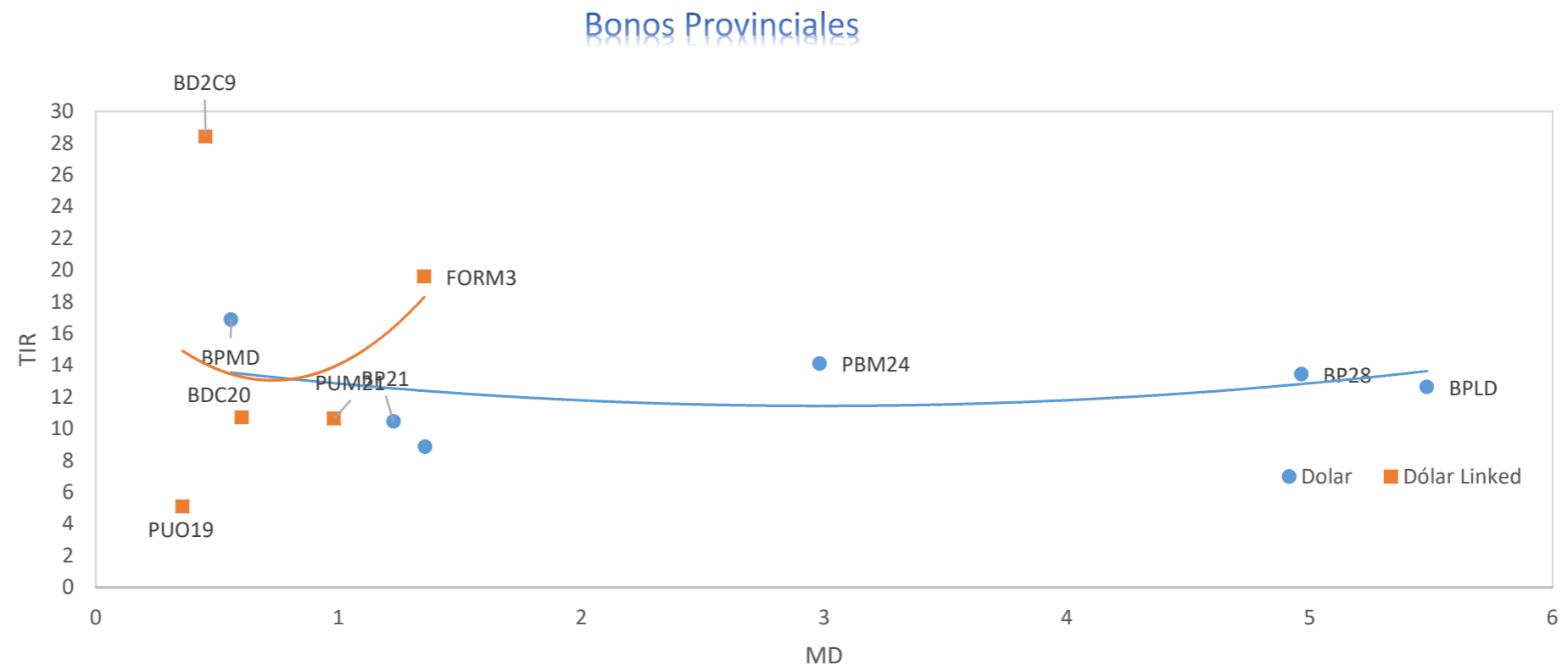
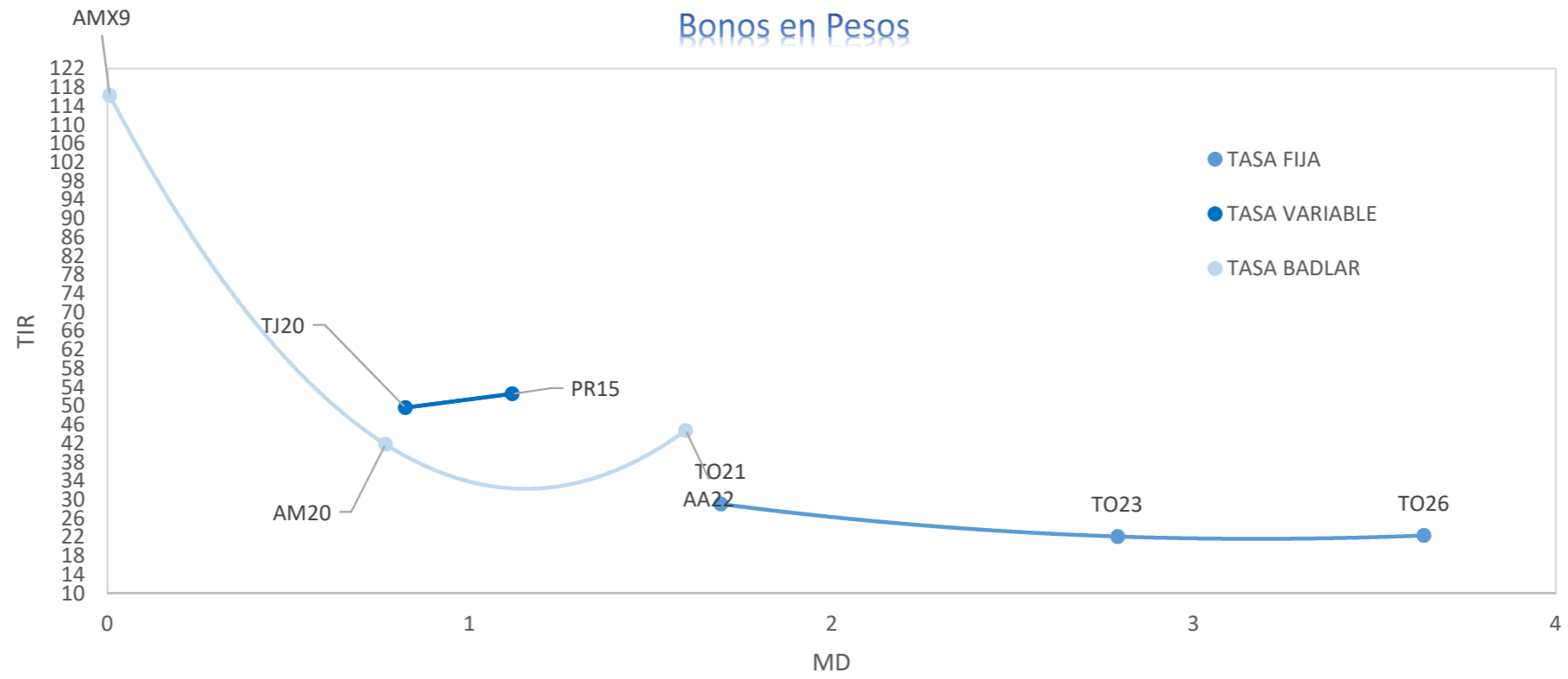
Bonos en Euros



BONOS SOBERANOS EN MONEDA LOCAL

Instrumento	Código BYMA	ISIN	Próximo Vencimiento	Vencimiento	Cotización (\$)	T.I.R. (anual)	CY	D.M. (años)	Paridad	Valor Técnico	Interés Devengado
TASA FIJA											
Bonar 3.75% 02/2019	AF19	RARGE3205M	08-02-2019	08-02-2019	153.45	0.00	0.00%	0.00	0	0.00	0.00
Argent 4% 03/2020	A2M2	RARGE3205M	6-03-2019	6-03-2020	146.00	27.69	22.17%	0.77	94.746	154.10	0.54
Bonar 18,20% 10/2021	TO21	RARGE3201A	Retrieving...	03-10-2021	92.00	29.01	21.68%	1.69	85.155	108.04	8.04
Bonar 16% 2023	TO23	RARGE4502J	Retrieving...	17-10-2023	92.00	22.09	18.70%	2.79	86.43	106.44	6.44
Bonar 15,50% 2026	TO26	RARGE4502K	Retrieving...	17-10-2026	85.00	22.32	19.68%	3.64	80.005	106.24	6.24
TASA VARIABLE											
Bonar 2020 POMO	TJ20	RARGE4502K	Retrieving...	21-06-2020	121.00	49.59	49.76%	0.82	108.004	112.03	12.03
Bocon Cons. 8º	PR15	RARGE4502K	Retrieving...	04-10-2022	175.25	52.55	54.18%	1.12	91.504	191.52	16.05
AJUSTABLES POR CER											
Boncer 2020	TC20	RARGE4502K	Retrieving...	28-04-2020	184.00	12.00	2.44%	1.03	92.31	199.33	1.66
Bogar 2% 2020	NO20	RARGE4502K	Retrieving...	04-10-2020	233.00	12.60	2.14%	0.79	93.664	248.76	0.11
Boncer 2,50% 2021	TC21	RARGE4502K	Retrieving...	22-07-2021	183.25	10.04	2.88%	2.19	86.799	211.12	0.73
Bocon Cons. 6º 2%	PR13	RARGE4502K	Retrieving...	15-03-2024	467.00	10.42	2.36%	2.25	84.715	551.26	0.83
Discount \$ Ley. Arg.	DICP	RARGE4502K	Retrieving...	31-12-2033	948.00	8.97	7.05%	6.79	82.936	1143.05	13.17
Discount \$ Ley. Arg.	DIPO	RARGE4502K	Retrieving...	31-12-2033	910.00	9.60	7.35%	6.69	79.612	1143.05	13.17
Par \$ Ley. Arg.	PARP	RARGE4502K	Retrieving...	31-12-2038	385.00	9.30	2.75%	11.05	43.138	892.49	4.60
Par \$ Ley. Arg.	PAP0	RARGE4502K	Retrieving...	31-12-2038	354.60	10.10	3.00%	10.80	39.645	894.43	4.72
Cuasipar en \$	CUAP	RARGE4502K	Retrieving...	31-12-2045	548.00	9.89	7.58%	11.08	44.065	1243.62	8.18
TASA BADLAR											
Bonar 2019 (Bdl + 25)	AMX9	RARGE4502K	Retrieving...	11-03-2019	111.00	116.23	47.62%	0.01	99.717	111.32	11.32
Bonar 2020 (Bdl + 32)	AM20	RARGE4502K	Retrieving...	01-03-2020	103.75	41.77	38.75%	0.77	102.522	101.20	1.20
Bonar 2022 (Bdl + 20)	AA22	RARGE4502K	S/D	03-04-2022	108.00	44.74	43.96%	1.60	99.839	108.18	8.18
CUPÓN P.B.I.											
Cupon PBI en \$	TVPP	RARGE4502K	Retrieving...	15-12-2035	1.90	-	-	-	-	-	-
Cupon PBI en USD	TVPA	RARGE03E1E	Retrieving...	15-12-2035	155.00	-	-	-	-	-	-
Cupon PBI en USD	TVPY	S040114GM	Retrieving...	15-12-2035	180.00	-	-	-	-	-	-
Cupon PBI en Euros	TVPE	S020913924	Retrieving...	15-12-2035	185.00	-	-	-	-	-	-

BONOS PROVINCIALES													
Instrumento	Código BYMA	ISIN	Vto.	Cupón	Próximo Vto.	Valor Residual	T.I.R. anual	D.M. años	Paridad	Interés Deveng.	Val. Técnico	Últ. Cot. (\$)	Últ. Cot. (U\$S)
DÓLAR													
Buenos Aires 3% 2020	BPMD	XS0234086196	01-05-2020	4.00%	Retrieving...	50.00%	16.86	0.56	93.073	0.73	50.73	\$ 1,950.00	USD 100.20
Buenos Aires 10,87% 2021	BP21	e record could not be found	record could not be found	#iVALOR!	Retrieving...	66.67%	10.45	1.23	record could not be found	record could not be found	record could not be found	record could not be found	record could not be found
Buenos Aires 9,125% 2024	PBM24	XS1380274735	16-03-2024	9.13%	Retrieving...	100.00%	14.09	2.98	87.086	4.49	104.49	\$ 3,758.00	USD 97.75
Buenos Aires 9,62% 2028	BP28	XS0290125391	18-04-2028	9.63%	Retrieving...	100.00%	13.42	4.97	83.992	3.85	103.85	\$ 2,170.00	S/D
Buenos Aires 4% 2035	BPLD	XS0234084738	15-05-2035	4.00%	Retrieving...	100.00%	12.62	5.48	59.636	1.30	101.30	\$ 2,495.00	USD 100.75
Salta 9,50% 2022	SARH	USP8388TAA27	16-03-2022	9.50%	Retrieving...	38.26%	8.86	1.36	7.153	0.94	42.14	\$ 113.93	USD 85.75
DÓLAR LINKED													
Chubut 4% 2019	PUO19	ARPCHU030253	21-10-2019	4.00%	Retrieving...	18.75%	5.08	0.36	99.645	0.11	18.86	\$ 776.00	USD 99.55
C.A.B.A. 1,95% 2019	BD2C9	ARCBAS031647	20-12-2019	1.95%	Retrieving...	7.66%	28.41	0.45	88.77	0.15	33.47	\$ 1,227.00	USD 99.09
C.A.B.A. 1,95% 2020	BDC20	ARCBAS031654	28-01-2020	1.95%	Retrieving...	6.42%	10.71	0.60	94.969	0.08	33.40	\$ 1,310.00	USD 98.62
Chubut 4,50% 2021	PUM21	ARPCHU320019	30-03-2021	4.50%	Retrieving...	56.25%	10.62	0.98	94.495	0.51	56.76	\$ 2,215.00	USD 98.46
Formosa 5% 2022	FORM3	ARPFM030209	27-02-2022	5.00%	Retrieving...	32.50%	19.59	1.35	82.687	0.06	30.06	\$ 1,026.62	USD 99.78
EURO													
Buenos Aires 4% 2035		XS0234082872	15-05-2035	4.00%	Retrieving...	94.16%	13.34	5.37	57.484	1.30	101.30	\$ 2,700.00	68.00 €





ACCIONES

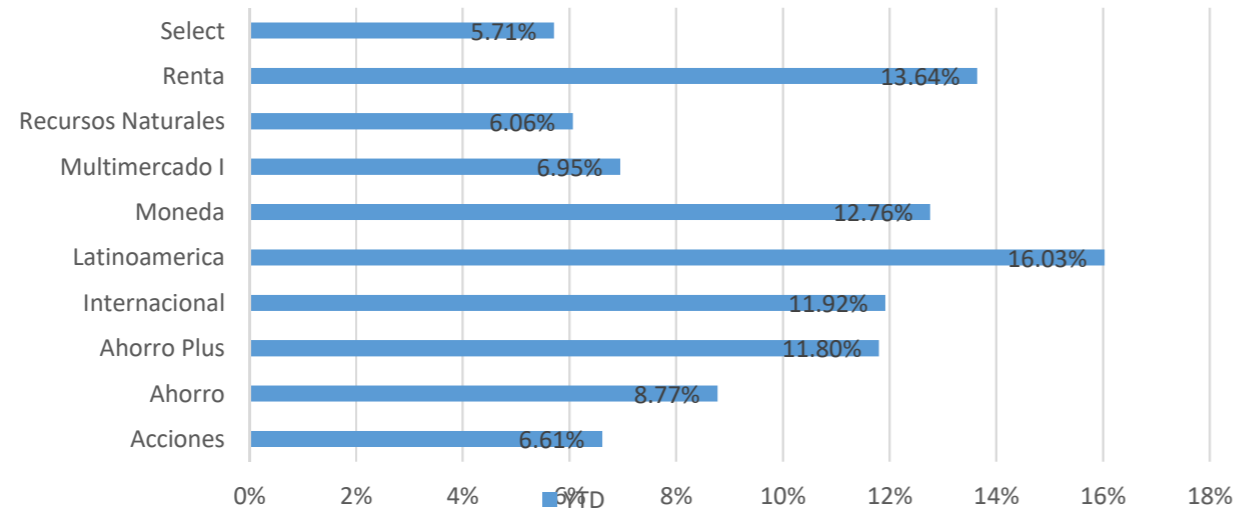
Título	Código BYMA	Último	Var. Diaria	WTD	MTD	YTD	Máx 52 sem	Mín 52 sem	P/E	2019-03-01
Merval	MERV	33,044.80	-0.44%	-2.34%	-4.18%	9.09%	37,874.94	24,618.09	-	33834.86
Agrometal	AGRO	11.90	-2.86%	-5.56%	-8.11%	-0.83%	20.15	9.80	Retrieving...	12.60
Aluar	ALUA	18.10	-2.16%	-3.98%	-3.21%	4.62%	21.90	11.95	Retrieving...	18.85
Petroleo Brasileiro	APBR	310.80	-4.18%	0.42%	0.45%	24.49%	345.00	115.34	Retrieving...	309.50
Autopistas del Sol	AUSO	117.00	2.86%	-1.68%	-2.50%	-2.38%	128.50	61.64	Retrieving...	119.00
Banco Macro	BMA	183.00	-1.05%	-2.35%	-6.96%	11.62%	226.00	125.05	Retrieving...	187.40
Central Costanera	CECO	8.50	-4.49%	-10.53%	-10.53%	3.16%	20.00	6.50	Retrieving...	9.50
Central Puerto	CEPU	40.00	-0.13%	2.04%	0.50%	20.12%	47.50	25.00	Retrieving...	39.20
Comercial del Plata	COME	3.19	0.31%	-1.85%	-3.04%	-4.49%	4.77	3.01	Retrieving...	3.25
Consultatio	CTIO	49.50	3.13%	3.56%	7.61%	32.71%	57.69	34.00	Retrieving...	47.80
Cresud	CRES	49.45	-0.80%	2.38%	2.49%	10.13%	58.97	32.89	Retrieving...	48.30
Distribuidora Gas Cuyana	DCUY	39.00	2.63%	-1.76%	-2.01%	1.96%	65.30	34.00	Retrieving...	39.70
Edenor	EDN	51.25	0.00%	1.69%	1.99%	0.59%	63.95	37.15	Retrieving...	50.40
Banco Frances	FRAN	145.50	0.52%	3.37%	0.69%	3.37%	176.00	88.20	Retrieving...	140.75
Grupo Financiero Galicia	GGAL	110.60	1.38%	-5.79%	-8.44%	7.07%	141.80	69.65	Retrieving...	117.40
Holcim	JMIN	69.00	-1.15%	-4.17%	-4.17%	17.95%	107.15	35.00	Retrieving...	72.00
Mirgor	MIRG	362.50	0.28%	-3.85%	-2.42%	1.97%	665.12	284.63	Retrieving...	377.00
Pampa Energia	PAMP	50.00	-0.20%	1.83%	-1.48%	6.95%	60.40	35.05	Retrieving...	49.10
Siderar	ERAR	13.75	-1.08%	-5.50%	-5.82%	4.17%	17.35	11.40	Retrieving...	14.55
San Miguel	SAMI	94.90	-0.63%	-0.63%	-0.11%	-0.63%	131.00	78.00	Retrieving...	95.50
Telecom	TECO2	122.00	-3.10%	4.18%	4.32%	2.52%	154.20	95.60	Retrieving...	117.10
Tenaris	TS	532.00	-4.43%	0.42%	2.07%	29.57%	708.95	334.00	Retrieving...	529.75
Trans. Gas Norte	TGNO2	68.10	-2.01%	-1.30%	-3.81%	20.42%	72.90	38.60	Retrieving...	69.00
Trans. Gas Sur	TGSU2	116.90	4.84%	4.84%	2.10%	6.61%	135.50	62.84	Retrieving...	111.50
Transener	TRAN	50.90	0.59%	-5.74%	-7.45%	12.99%	60.90	34.13	Retrieving...	54.00
Y.P.F.	YPFD	532.00	-1.84%	-3.30%	-4.01%	5.94%	665.38	371.70	Retrieving...	550.15



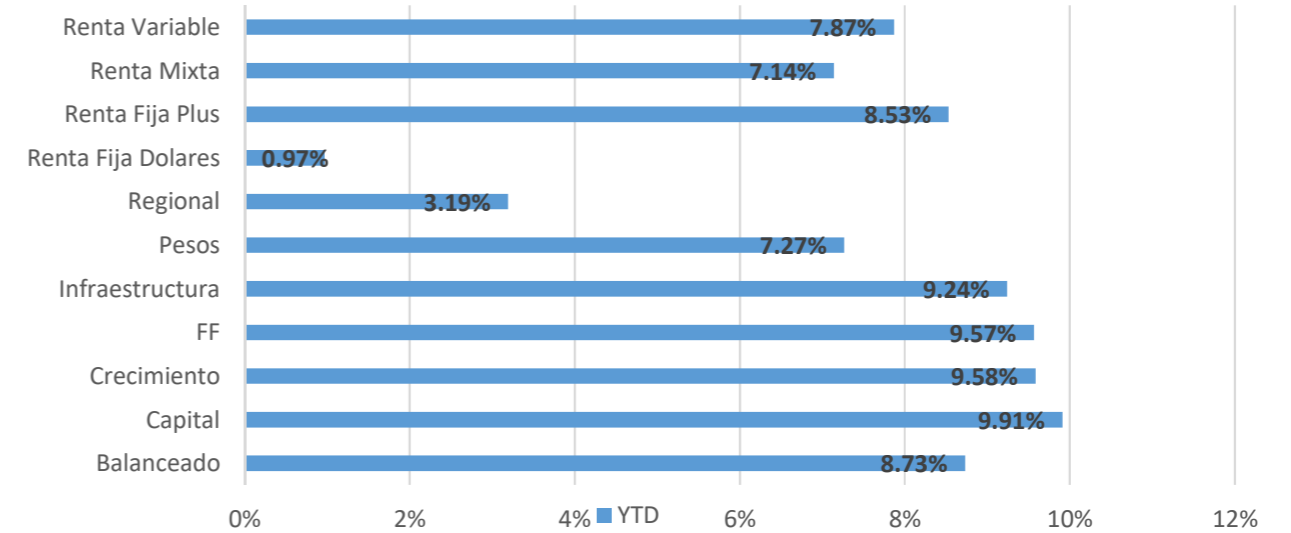
FONDO COMÚN DE INVERSIÓN				
Fondo	Valor Coutaparte	WTD	MTD	YTD
CONSULTATIO				
Acciones Argentina	232.70	-1.37%	-3.24%	6.53%
Ahorro Plus	5.18	0.18%	0.36%	9.27%
Balance Fund	65.93	1.23%	1.75%	8.88%
Deuda Argentina	21.26	-0.38%	-0.32%	14.19%
Estrategia	2.64	-1.22%	-1.03%	10.36%
Income Fund	1.51	-1.63%	-2.18%	0.05%
Renta Fija Argentina	13.44	4.90%	6.09%	12.64%
Renta Nacional	4.86	-0.15%	-0.10%	10.20%
Renta Variable	18.26	-1.34%	-3.45%	6.62%
RJ DELTA				
Acciones	23.85	-0.57%	-2.22%	6.61%
Ahorro	9.05	0.48%	0.74%	8.77%
Ahorro Plus	6.41	0.29%	0.22%	11.80%
Internacional	17.33	2.73%	2.44%	11.92%
Latinoamerica	31.05	3.79%	3.83%	16.03%
Moneda	20.20	4.67%	5.90%	12.76%
Multimercado I	14.96	0.57%	0.04%	6.95%
Recursos Naturales	18.07	0.35%	-0.99%	6.06%
Renta	35.61	1.25%	1.40%	13.64%
Select	10.73	-1.57%	-3.48%	5.71%
GAINVEST				
Balanceado	4.56	0.91%	1.02%	8.73%
Capital	2.26	0.59%	0.73%	9.91%
Crecimiento	1.70	0.67%	0.79%	9.58%
FF	9.13	0.72%	0.84%	9.57%
Infraestructura	5.49	0.61%	0.72%	9.24%
Pesos	2.06	0.57%	0.67%	7.27%
Regional	2.57	-0.07%	-0.16%	3.19%
Renta Fija Dolares	1.46	0.11%	0.12%	0.97%
Renta Fija Plus	9.36	2.13%	2.87%	8.53%
Renta Mixta	6.89	0.19%	0.11%	7.14%
Renta Variable	8.29	-1.53%	-3.03%	7.87%
BALANZ CAPITAL				
Invertir Global	11.73	0.24%	0.29%	13.28%
Renta Fija	7.78	0.21%	0.43%	10.28%
Ahorro	5.09	-0.23%	0.19%	8.03%
Acciones Argentinas	2.40	-1.76%	-3.48%	8.77%
Renta Mixta	2.07	0.01%	0.18%	10.93%
Renta Fija en Dolares	1.00	-2.17%	-2.69%	3.10%
Abierto PYMES	3.27	0.59%	0.76%	6.71%

FONDO COMÚN DE INVERSIÓN

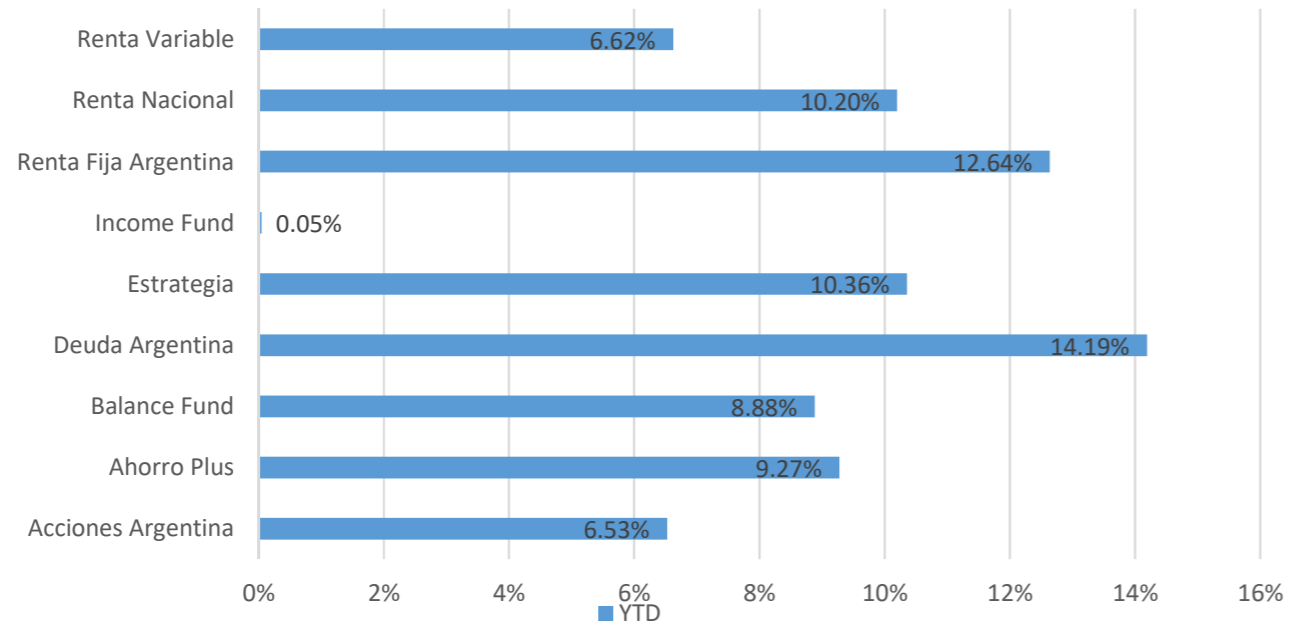
RJ Delta Asset Management



INTL Gainvest



Consultatio Asset Management





EVOLUCIÓN DE ACCIONES

