PETRINI VALORES

INFORME SEMANAL DE MERCADOS - 11/2 al 15/2

SOVEREIGN DEBT

Name	ISIN	Min. Denomination	Maturity	Next Pay Date	Modified Duration	Convexity	Accrued interest	Bid	Ask	YTM Bid	YTM Ask	Z Spread	Código BYMA
USD													
Bonar 6,25% 2019	USP04808AG92	USD 150,000	22-04-2019	23-04-2019	0.17	0.06	2.05	100.25	100.38	4.69	3.98	231.20	**AA19**
Bonar 8,00% 2020	ARARGE3200U1	USD 1	08-10-2020	08-04-2019	1.45	2.92	2.91	100.62	100.77	9.53	9.43	709.97	**AO20**
Rep. Arg. U$S 6,88% 2021	USP04808AA23	USD 150,000	22-04-2021	23-04-2019	1.92	4.82	2.25	95.75	96.25	9.07	8.80	664.82	**AA21**
Rep. Arg U$S 5,63% 2022	USP04808AL87	USD 1,000	26-01-2022	26-07-2019	2.60	8.34	0.38	90.75	91.25	9.30	9.09	691.00	**A2E2**
Rep. Arg U$S 4,625% 2023	US040114HP86	USD 1,000	11-01-2023	11-07-2019	3.41	13.92	0.50	85.75	86.25	9.05	8.88	666.71	**A2E3**
Bonar 8,75% 2024	ARARGE03H413	USD 1	07-05-2024	07-05-2019	2.18	8.25	2.48	99.25	100.25	10.20	9.74	786.20	**AY24**
Rep Arg U$S 5,75% 2025	ARARGE320408	USD 1	18-04-2025	22-04-2019	4.09	21.14	1.93	80.88	82.38	11.25	10.81	898.56	**AA25**
Rep. Arg. U$S 7,50% 2026	USP04808AC88	USD 150,000	22-04-2026	23-04-2019	5.16	34.42	2.46	87.88	88.38	9.90	9.79	752.20	**AA26**
Rep. Arg. U$S 6,88% 2027	US040114HJ27	USD 1,000	26-01-2027	26-07-2019	5.75	41.96	0.46	83.75	84.25	9.88	9.77	747.68	**A2E7**
Rep Arg U$S 6,63% 2028	USP04808AJ32	USD 150,000	06-07-2028	08-07-2019	6.50	54.69	0.81	82.00	83.00	9.57	9.39	712.70	**AL28**
Rep. Arg U$S 5,875% 2028	US040114HQ69	USD 1,000	11-01-2028	11-07-2019	6.42	52.25	0.64	78.63	79.13	9.48	9.39	704.26	**A2E8**
Discount 8,28% 2033 2005	ARARGE03E113	USD 1	31-12-2033	01-07-2019	6.19	54.77	1.13	87.88	88.88	10.49	10.30	807.61	**DICA**
Discount 8,28% 2033 2005	US040114GL81	USD 1	31-12-2033	01-07-2019	6.22	55.22	1.15	87.88	88.88	10.28	10.10	785.92	**DICY**
Discount 8,28% 2033 2010	ARARGE03G688	USD 1	31-12-2033	01-07-2019	6.19	54.77	1.13	87.88	88.88	10.49	10.30	807.61	**DIA0**
Discount 8,28% 2033 2010	XS0501194756	USD 1	31-12-2033	28-06-2019	6.16	54.41	1.15	86.00	87.00	10.63	10.44	822.00	**DIY0**
Rep Arg U$S 7,62% 2037	ARARGE320416	USD 1	18-04-2037	22-04-2019	8.13	103.92	2.56	78.88	81.13	10.66	10.31	817.96	**AA37**
Par 2,50% 2038 2005	ARARGE03E097	USD 1	31-12-2038	01-04-2019	9.95	137.67	0.97	58.13	59.13	9.25	9.08	668.29	**PARA**
Par 2,50% 2038 2005	US040114GK09	USD 1	31-12-2038	01-04-2019	9.66	127.08	0.97	58.13	58.63	9.24	9.15	667.56	**PARY**
Par 2,50% 2038 2010	ARARGE03G704	USD 1	31-12-2038	01-04-2019	9.62	126.30	0.97	58.13	59.13	9.41	9.23	685.42	**PAA0**
Par 2,50% 2038 2010	XS0501195647	USD 1	31-12-2038	29-03-2019	11.36	182.01	0.97	58.13	58.63	8.62	8.54	599.20	**PAY0**
Rep Arg U$S 7,13% 2036	USP04808AK05	USD 150,000	06-07-2036	08-07-2019	8.80	116.58	0.87	78.63	79.63	9.69	9.55	714.80	**AL36**
Rep. Arg. U$S 7,62% 2046	USP04808AE45	USD 150,000	22-04-2046	23-04-2019	9.67	164.08	2.50	81.13	81.63	9.59	9.53	703.10	**AA46**
Rep. Arg. U$S 6,875% 2048	US040114HR43	USD 1,000	11-01-2048	11-07-2019	10.36	186.08	0.74	75.88	76.63	9.29	9.20	671.34	**AE48**
Rep. Arg U$S 7,12% 2117	USP04808AN44	USD 1,000	28-06-2117	28-06-2019	10.69	231.43	1.03	76.88	77.38	9.27	9.21	670.40	**AC17**
EUR													
Rep. Arg. 3,87% 2022	XS1503160225	100,000 €	15-01-2022	15-01-2020	2.59	9.26	0.37	90.00	90.75	7.85	7.54	794.80	**AE22**
Rep. Arg. 3,37% 2023	XS1715303340	100,000 €	15-01-2023	15-01-2020	3.42	15.28	0.32	84.87	85.62	8.04	7.79	804.03	**AE23**
Rep. Arg. 5,00% 2027	XS1503160498	100,000 €	15-01-2027	15-01-2020	6.00	45.99	0.48	79.17	79.92	8.76	8.60	837.70	**AE27**
Rep. Arg. 5,25% 2028	XS1715303779	100,000 €	15-01-2028	15-01-2020	6.49	54.53	0.50	78.12	79.12	8.91	8.71	844.00	**AE28**
Discount 7,82% 2033	XS0205545840	1 €	31-12-2033	28-06-2019	6.18	56.45	1.06	91.00	92.00	9.45	9.28	892.60	**DICE**
Discount 7,82% 2033	XS0501195134	1 €	31-12-2033	28-06-2019	6.15	55.97	1.06	90.15	90.90	9.60	9.47	907.80	**DIE0**
Par 2,26% 2038	XS0205537581	1 €	31-12-2038	29-03-2019	9.70	129.70	0.87	58.95	59.70	8.72	8.59	784.50	**PARE**
Par 2,26% 2038	XS0501195647	1 €	31-12-2038	29-03-2019	11.36	182.01	0.97	58.13	58.63	8.62	8.54	599.20	**PAY0**
Rep. Arg. 6,25% 2047	XS1715535123	100,000 €	09-11-2047	11-11-2019	10.98	205.25	1.75	76.04	77.04	8.50	8.38	752.10	**AE47**
CHF													
Rep. Arg. CHF 3,375% 2020	CH0361824458	CHF 5,000	12-10-2020	14-10-2019	1.51	3.74	1.19	94.35	95.85	7.11	6.08	769.60	

PETRINI VALORES

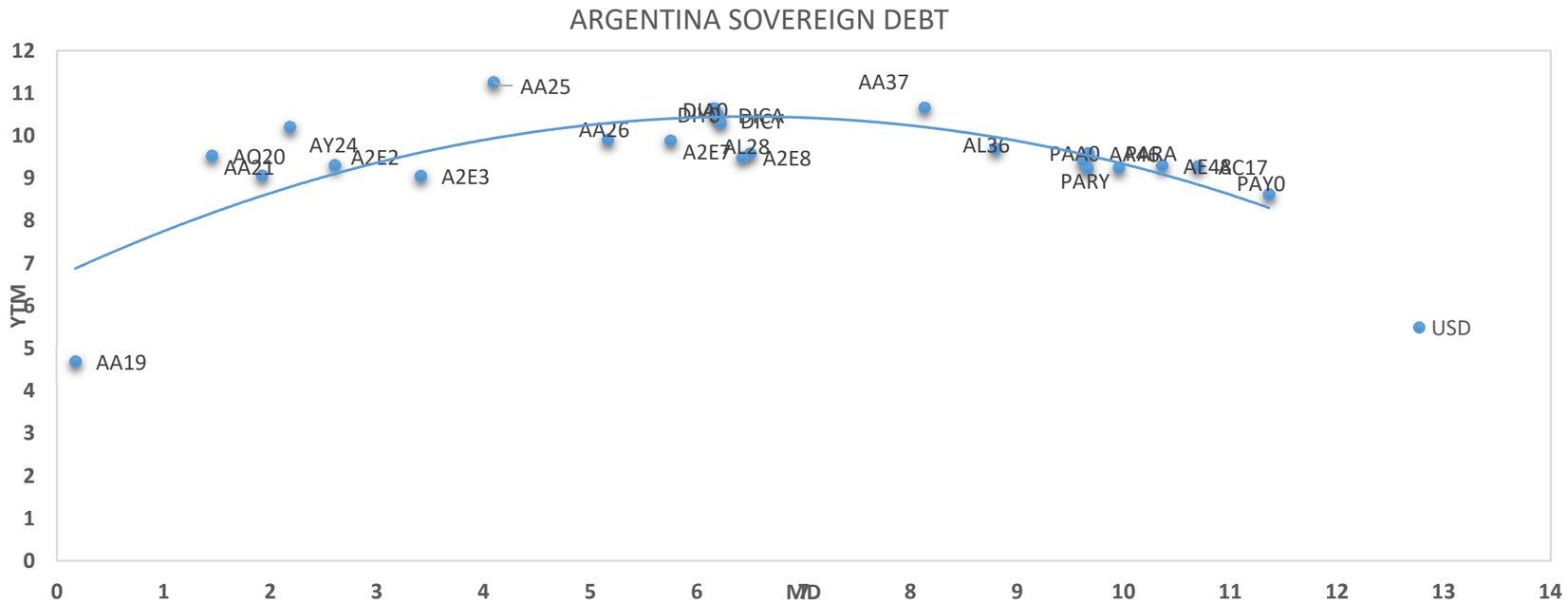

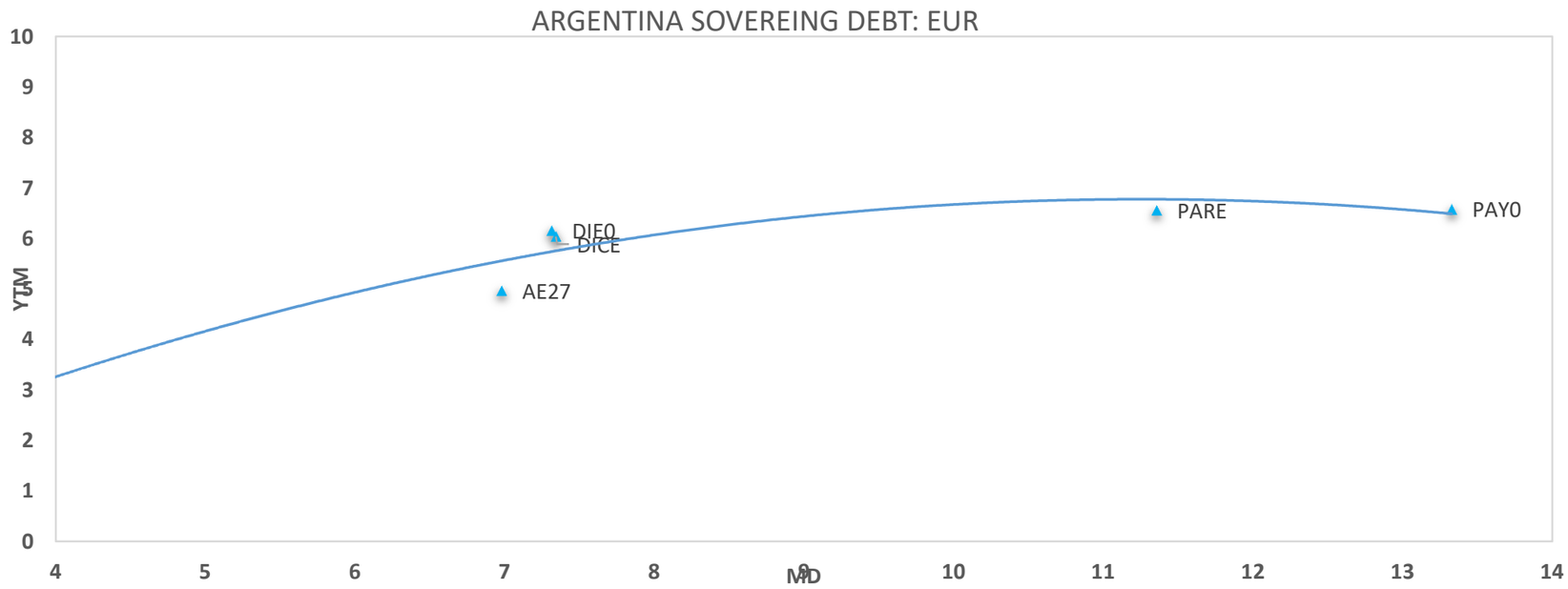

PETRINI VALORES

PROVINCIAL DEBT

Name	ISIN	Min. Denomination	Maturity	Next Pay Date	Modified Duration	Convexity	Accrued interest	Bid	Ask	YTM Bid	YTM Ask	Z Spread	Code
USD													
Buenos Aires 5,75% 2019	XS1433314231	USD 150,000	15-06-2019	17-06-2019	0.32	0.20	1.04	100.13	100.38	5.30	4.51	279.80	**BUE 2019**
Buenos Aires 10,875% 2021	XS0584493349	USD 100,000	26-01-2021	26-07-2019	1.30	2.55	0.73	101.75	103.75	9.52	8.03	708.80	**BP21**
Buenos Aires 9,95% 2021	XS1244682487	USD 150,000	09-06-2021	10-06-2019	1.57	3.53	1.96	98.63	99.63	10.80	10.17	844.70	**PBJ21**
Buenos Aires 6,50% 2023	XS1566193378	USD 1,000	15-02-2023	15-08-2019	2.55	8.53	0.09	87.00	88.00	11.85	11.40	958.88	**BUE23**
Buenos Aires 9,125% 2024	XS1380274735	USD 150,000	16-03-2024	18-03-2019	3.11	12.94	3.90	91.00	92.00	12.00	11.66	978.40	**PBM24**
Buenos Aires 7,875% 2027	XS1433314314	USD 150,000	15-06-2027	17-06-2019	5.10	34.17	1.42	82.00	83.00	11.60	11.36	930.90	**BUE 2027**
Buenos Aires 9,625% 2028	XS0290124154	USD 100,000	18-04-2028	18-04-2019	5.19	37.26	3.26	89.50	91.50	11.65	11.24	935.35	**BP28**
Buenos Aires 4% 2035	XS0234085032	USD 1	15-05-2035	15-05-2019	5.79	51.34	1.06	63.13	64.63	11.06	10.66	867.51	**BUE 2035**
C.A.B.A. 8,95% 2021	US11942GAC69	USD 200,000	19-02-2021	19-08-2019	1.38	2.80	0.02	100.38	101.38	8.68	7.96	619.28	**CABA 2021**
C.A.B.A. 7,50% 2027	US11942GAD43	USD 200,000	01-06-2027	03-06-2019	5.33	36.54	1.65	93.50	94.00	8.37	8.28	592.04	**CABA 2027**
Chaco 9,375% 2024	USP2389CAA10	USD 150,000	18-08-2024	19-08-2019	3.34	14.52	0.05	78.50	78.76	16.37	16.27	1444.80	**CH 2024**
Chubut 7,75% 2026	USP25619AB67	USD 150,000	26-07-2026	26-04-2019	3.54	16.82	0.52	85.75	87.75	11.98	11.33	993.20	**CHB 2026**
Córdoba 7,125% 2021	USP79171AD96	USD 150,000	10-06-2021	10-06-2019	2.03	5.31	1.39	93.75	94.75	10.23	9.71	787.50	**CO21**
Córdoba 7,45% 2024	USP79171AE79	USD 150,000	01-09-2024	01-03-2019	4.15	22.14	3.50	85.88	86.25	10.92	10.82	862.50	**CBA 2024**
Córdoba (Mun.) 7,875% 2024	XS1496112407	USD 150,000	29-09-2024	29-03-2019	3.38	15.24	3.08	75.50	76.50	15.57	15.20	1361.50	**MCBA 2024**
Córdoba 7,125% 2026	ARPCDB320099	USD 1	27-10-2026	29-04-2019	3.05	14.38	0.44	88.26	88.52	11.22	11.12	910.96	**CO26**
Entre Ríos 8,75% 2025	USP37341AA50	USD 150,000	08-02-2025	08-08-2019	3.86	19.34	0.29	79.00	80.00	14.64	14.32	1257.50	**ER 2025**
La Rioja 9,75% 2025	US504216AA09	USD 150,000	24-02-2025	25-02-2019	3.15	13.98	4.77	82.13	83.13	15.48	15.12	1348.18	**LR 2025**
Mendoza 8,375% 2024	USP6480JAG24	USD 150,000	19-05-2024	20-05-2019	3.40	15.13	2.12	88.00	89.00	11.98	11.66	975.60	**MDZ 2024**
Neuquén 7,875% 2021	USP71695AB92	USD 150,000	26-04-2021	26-04-2019	1.14	1.99	0.53	99.62	101.62	8.21	6.47	581.70	**NRH2**
Neuquén 7,50% 2025	USP7169GAA78	USD 1,000	27-04-2025	29-04-2019	3.95	20.19	2.35	85.38	86.38	11.32	11.03	905.30	**NQN 2025**
Neuquén 8,625% 2028	USP71695AC75	USD 150,000	12-05-2028	13-05-2019	4.01	22.72	0.19	97.75	98.75	9.19	8.94	688.60	**NQN 2028**
Salta 9,50% 2022	USP8388TAA27	USD 150,000	16-03-2022	18-03-2019	1.39	3.09	1.69	99.25	101.25	10.03	8.62	780.40	**SARH**
Salta 9,125% 2024	USP8388TAB00	USD 150,000	07-07-2024	08-07-2019	3.34	14.57	1.09	84.75	87.75	13.92	12.89	1181.50	**SAL 2024**
Santa Fe 7% 2023	US74409AAC36	USD 150,000	23-03-2023	25-03-2019	3.31	13.77	2.86	88.00	88.30	10.69	10.59	840.77	**SF 2023**
Santa Fe 6,90% 2027	USP84641AB82	USD 150,000	01-11-2027	02-05-2019	5.40	38.23	2.09	79.25	79.69	10.97	10.87	863.50	**SF 2027**
Tierra del Fuego 7,95% 2027	USP91528AA03	USD 1,000	17-04-2027	17-04-2019	3.41	17.67	0.82	94.38	95.38	10.61	10.31	843.20	**TF 2027**
EUR													
Buenos Aires 4% 2035	XS0234082872	EUR 1	15-05-2035	15-05-2019	5.77	52.96	1.04	67.98	70.98	10.06	9.32	954.80	
USD LINKED													
C.A.B.A. 3,98% 2019	ARCBAS031639	USD 1,000	17-05-2019	17-05-2018	0.93	1.49	0.13	99.72	99.81	4.42	4.32	268.75	**BDC19**
Chubut 4% 2019	ARPCHU030253	USD 1	21-10-2019	22-04-2019	0.41	0.31	0.31	99.08	99.12	6.99	6.89	456.70	**PUO19**
C.A.B.A 1,95% 2019	ARCBAS031647	USD 1,000	20-12-2019	21-06-2019	0.57	0.66	0.32	98.74	98.80	4.71	4.61	211.57	**BD2C9**
C.A.B.A. 1,95% 2020	ARCBAS031654	USD 1,000	28-01-2020	29-07-2019	0.67	0.84	0.12	98.30	98.36	4.67	4.57	204.19	**BCD20**

PETRINI VALORES

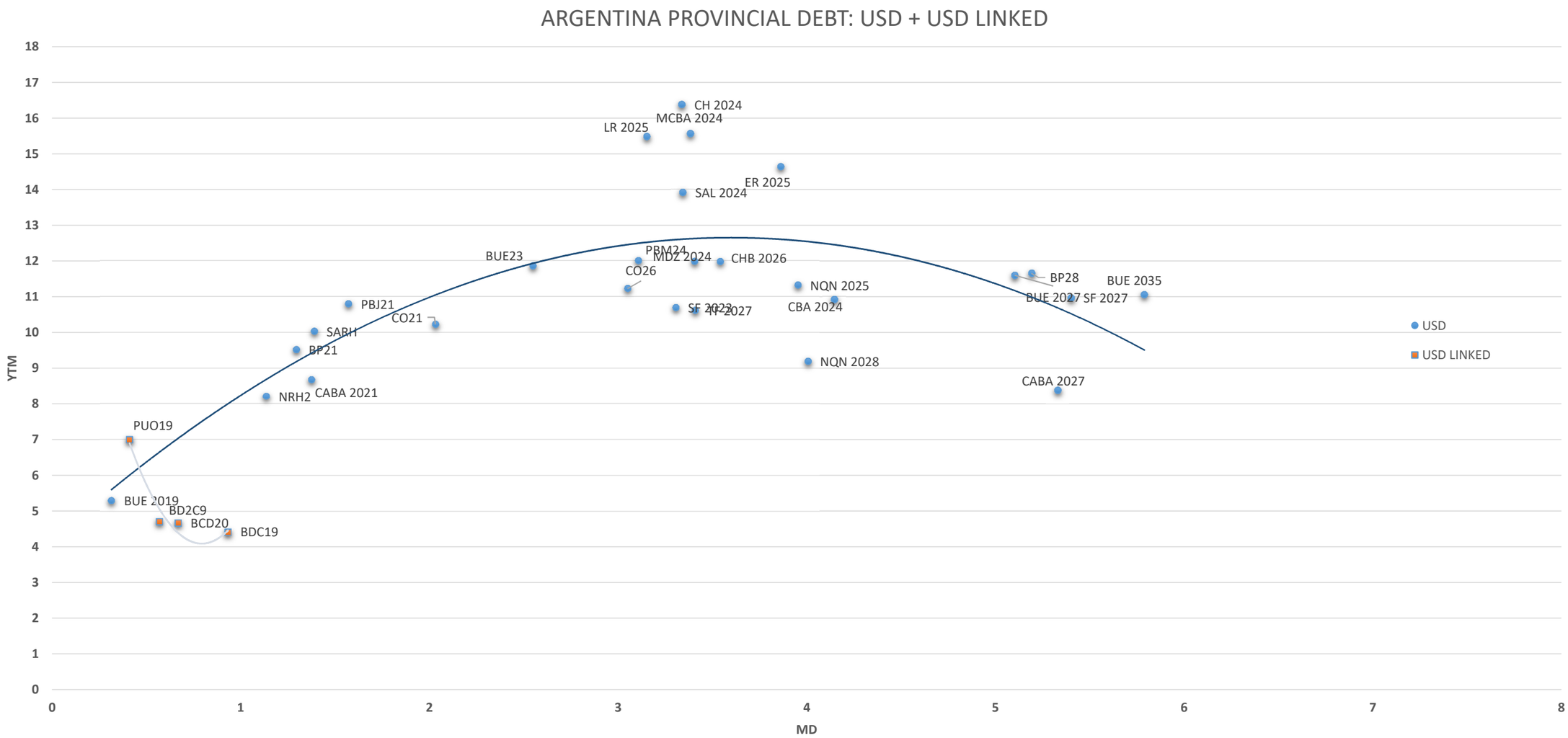

PETRINI VALORES

CORPORATE BONDS

Name	ISIN	Min. Denomination	Maturity	Next Pay Date	Modified Duration	Convexity	Accrued interest	Bid	Ask	YTM Bid	YTM Ask	Z Spread	Code
OIL & GAS													
Compañía Gral de Combustible 9,50% 2021	USP3063DAA02	USD 150,000	07-11-2021	07-05-2019	2.27	6.67	2.72	96.88	97.88	10.85	10.41	853.50	CGC 2021
Panamerican Energy 7,875% 2021	US69783UAA97	USD 2,000	07-05-2021	07-05-2019	1.13	2.43	2.25	102.88	103.88	5.35	4.51	278.00	PANAM 2021
Petrobras Argentina 7,375% 2023	US71647XAA54	USD 1,000	21-07-2023	22-07-2019	3.66	16.44	0.59	95.63	96.63	8.58	8.30	619.19	PTR 2023
YPF 8,50% 2021	USP989MJBG51	USD 1,000	23-03-2021	25-03-2019	1.84	4.51	3.47	102.88	103.88	6.99	6.48	449.50	YPF 2021
YPF 8,75% 2024	US984245AK63	USD 1,000	04-04-2024	04-04-2019	3.36	14.78	3.31	101.25	102.00	8.39	8.17	597.17	YPF 2024
YPF 8,50% 2025	US984245AL47	USD 1,000	28-07-2025	29-07-2019	4.85	29.59	0.52	98.75	99.75	8.76	8.55	634.39	YPF 2025
YPF 6,88% 2027	USP0092MAE32	USD 150,000	01-02-2027	02-05-2019	3.29	16.44	0.36	94.63	95.63	8.53	8.21	619.40	YPF 2027
YPF 7% 2047	USP989MJBN03	USD 10,000	15-12-2047	17-06-2019	10.65	194.73	1.26	81.13	82.13	8.81	8.70	621.10	YPF 2047
Tecpetrol 4,875% 2022	USP90187AE86	USD 1,000	12-12-2022	12-06-2019	3.36	13.63	0.92	92.88	93.88	7.04	6.72	457.50	TECPE 2022
FINANCIALS													
Banco Galicia 8,25% 2026	US059538AR97	USD 200,000	19-07-2026	19-07-2019	2.11	5.70	0.71	95.74	96.25	9.89	9.79	792.76	GAL 2026
Banco Macro 6,75% 2026	USP1047VAF42	USD 150,000	04-11-2026	06-05-2019	2.33	6.88	1.99	89.80	90.31	11.22	10.98	893.00	BMA 2026
ELECTRICO													
Andes Energia 7,75% 2024	US00107VAA17	USD 150,000	02-02-2024	02-08-2019	3.93	19.16	0.39	89.38	90.38	10.56	10.28	824.24	AE 2024
Capex 6,875% 2023	US139612AE59	USD 1,000	15-05-2024	15-05-2019	4.14	21.34	1.81	88.13	88.51	9.82	9.72	747.87	CAP 2023
Edenor 9,75% 2022	USP3710FAJ32	USD 2,000	25-10-2022	25-04-2019	2.94	11.11	3.12	98.50	100.50	10.24	9.52	793.00	EDN 2022
Generación Mediterránea 9,625% 2023	US36875LAA70	USD 150,000	27-07-2023	29-07-2019	3.45	15.00	0.61	91.25	92.25	12.23	11.92	1002.92	GM 2023
Genneia 8,75% 2023	US372319AA15	USD 1,000	20-01-2022	22-07-2019	2.47	7.70	0.73	93.50	94.50	11.43	11.00	915.96	GEN 2023
Pampa Energia 7,50% 2027	US697660AA69	USD 150,000	24-01-2027	24-07-2019	5.72	41.72	0.54	90.63	91.63	9.19	9.00	675.41	PAMP 2027
Transener 9,75% 2021	US20445RAB78	USD 2,000	15-08-2021	15-08-2019	0.43	0.39	0.14	100.63	101.13	9.46	9.23	585.59	TRAN 2021
CONSTRUCCION													
Clisa 11,50% 2019	XS1116464220	USD 1	15-10-2019	15-04-2019	0.56	0.57	3.99	92.57	92.62	24.37	24.28	2337.70	CLI 2019
Clisa 9,50% 2023	US20445PAE51	USD 1,000	20-07-2023	22-07-2019	3.25	13.63	0.79	74.00	76.00	18.33	17.52	1659.10	CLI 2023
Irsa Inv. y Repr 7% 2019	ARIRSA560039	USD 1	08-09-2019	08-03-2019	0.52	0.41	1.40	101.22	101.28	7.37	7.27	487.08	IRSA 2019
Irsa Inv. y Repr 11,50% 2020	US450047AG04	USD 2,000	20-07-2020	22-07-2019	1.28	2.31	0.96	103.00	104.00	9.18	8.43	671.51	IRSA 2020
Irsa Prop. Comerciales 8,75% 2023	US463588AA16	USD 500	23-03-2023	25-03-2019	2.58	8.57	3.57	100.50	102.50	8.60	8.02	615.18	IRSA 2023
FOODS													
Arcor 6% 2023	US03965PAC59	USD 1,000	06-07-2023	08-07-2019	3.76	17.06	0.73	97.50	98.50	6.67	6.40	419.22	AR 2023
Arcos Dorados 6,62% 2023	USG0457FAD99	USD 100,000	27-09-2023	27-03-2019	3.88	18.49	2.63	106.75	108.25	4.97	4.61	245.00	AD 2023
Mastellone Hermanos 12,625% 2021	US57632PAU49	USD 1	03-07-2021	03-07-2019	1.22	2.13	1.65	101.50	101.75	11.39	11.19	904.28	MH 2021
OTHERS													
Aeropuertos Argentina 2000 10,75% 2020	ARAEAR050019	USD 1	21-04-2020	22-04-2019	0.56	0.58	0.87	100.91	100.96	10.99	10.89	872.73	AA2000 2020
Aeropuertos Argentina 2000 6,88% 2027	USP0092MAE32	USD 150,000	01-02-2027	02-05-2019	3.29	16.44	0.36	94.63	95.63	8.53	8.21	619.40	AA2000 2027
Raghsa 7,25% 2024	USP79849AC24	USD 2,000	21-03-2024	21-03-2019	3.95	19.74	3.00	87.75	88.75	10.41	10.13	811.00	RGH 2024

PETRINI VALORES

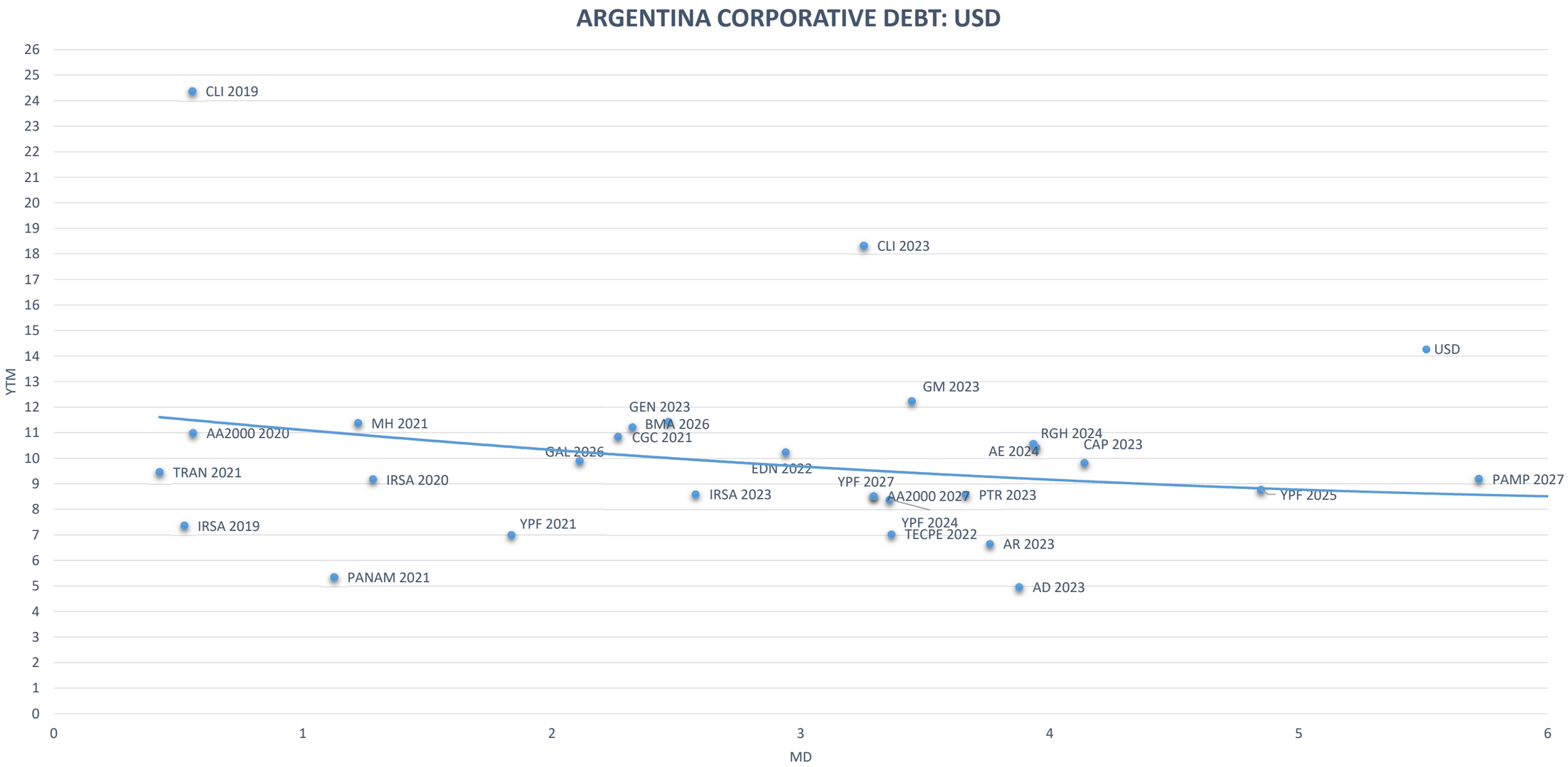

PETRINI VALORES

WORLD INDEXES

Index	Country	Last	Net Change	WTD	MTD	YTD	52 Week High	52 Week Low
AMERICAS								
Merval	Argentina	37,469.97	0.23%	2.20%	20.50%	20.50%	37,874.94	24,618.09
Merval 25	Argentina	41,065.64	0.19%	2.03%	19.87%	19.87%	41,522.75	27,060.93
Bovespa	Brasil	97,525.91	-0.50%	2.29%	7.16%	10.92%	98,588.63	87,535.87
IGPA Index	Chile	5,399.83	0.44%	0.09%	-0.40%	5.45%	5,753.53	4,998.95
Colcap Index	Colombia	12,032.82	0.26%	1.15%	7.62%	8.00%	12,640.61	10,854.67
S&P 500	EE UU	2,773.82	1.02%	2.44%	10.51%	10.51%	2,761.85	2,443.96
Nasdaq	EE UU	7,463.86	0.50%	2.27%	11.97%	11.97%	7,461.67	6,457.13
Nasdaq 100	EE UU	7,050.30	0.40%	1.98%	10.84%	10.84%	7,062.58	6,139.40
Dow Jones	EE UU	25,859.79	1.65%	3.00%	10.77%	10.77%	26,951.81	21,712.53
Mexbol	Mexico	42,917.86	0.45%	-0.61%	1.53%	1.53%	44,541.41	41,436.49
SPBL25PT Index	Peru	20,344.12	0.58%	0.14%	5.04%	5.04%	21,581.82	18,571.51
IBC Index	Venezuela	5,056.92	8.98%	-8.48%	211.94%	211.94%	6,354.19	3.86
EUROPE								
DAX	Alemania	11,299.80	1.89%	3.60%	6.80%	6.80%	11,371.74	10,386.97
FTSE 100	Inglaterra	7,236.68	0.55%	2.34%	7.46%	7.46%	7,232.83	6,599.48
CAC Index	Francia	5,153.19	1.79%	3.86%	9.89%	9.89%	5,117.79	4,606.20
SX5E	EuroStoxx	3,241.25	1.84%	3.37%	8.29%	8.29%	3,228.11	2,936.76
IBEX	España	9,123.20	1.91%	3.01%	6.70%	6.70%	10,291.40	8,286.20
FTSEMIB	Italia	20,212.34	1.90%	4.45%	10.26%	10.26%	20,090.93	17,959.39
ASIA & PACIFIC								
SSE Composited	China	2,682.39	-1.37%	#N/A	8.81%	8.81%	2,729.46	2,440.91
Hang Seng	Hong Kong	27,900.84	-1.87%	-0.16%	11.02%	11.02%	28,533.36	24,896.87
SENSEX	India	35,808.95	-0.19%	-2.02%	-0.23%	-0.23%	38,989.65	32,483.84
Nikkei 500	Japon	1,971.78	-0.80%	3.02%	#N/A	#N/A	1,995.52	1,789.68
Kospi Index	Korea	2,196.09	-1.34%	0.87%	9.26%	7.55%	2,516.57	1,984.53
Taiwan Weighted	Taiwan	10,064.78	-0.24%	#N/A	5.34%	5.34%	11,261.68	9,319.28
TSEC Taiwan 50	Taiwan	7,501.13	-0.32%	#N/A	4.71%	4.71%	7,602.34	6,951.84

PETRINI VALORES

ADR'S

Name	Code	Last	Net Change	WTD	MTD	YTD	52 Week High	52 Week Min	Close	Last
Banco Francés	BFR	12.69	-3.79%	-4.37%	12.90%	12.90%	25.21	7.11	13.19	12.69
Banco Macro	BMA	57.21	-1.56%	-0.41%	30.40%	30.40%	114.86	32.00	58.11	57.205
Banco Santander	SAN	4.65	2.77%	2.54%	2.99%	2.99%	7.10	4.22	4.52	4.645
Bunge	BG	52.41	-0.95%	-1.17%	-1.91%	-1.91%	79.94	51.13	52.91	52.41
Cresud	CRESY	13.03	-0.84%	-4.75%	4.74%	4.74%	21.84	10.30	13.14	13.03
Edenor	EDN	28.36	-1.56%	-4.12%	6.14%	6.14%	60.50	19.08	28.81	28.36
Globant	GLOB	71.11	4.18%	6.56%	30.55%	30.55%	69.69	43.31	68.26	71.11
Grupo Clarín	GCSAq	2.50	0.00%	0.00%	-10.07%	-10.07%	7.20	2.50	2.5	2.5
Grupo Financiero Galicia	GGAL	34.86	-1.58%	-3.14%	22.40%	22.40%	68.86	18.30	35.42	34.86
Grupo Supervielle	SUPV	10.65	-1.57%	-1.30%	25.44%	25.44%	33.31	4.91	10.82	10.65
Irsa Inversiones y Repr.	IRS	14.20	0.67%	-7.64%	8.11%	8.11%	26.93	11.73	14.1	14.195
Pampa Energía	PAM	37.20	-1.64%	0.30%	11.71%	11.71%	66.19	24.93	37.82	37.2
Petróleo Brasilero	PBR	16.74	0.12%	6.69%	19.49%	19.49%	17.20	9.03	16.72	16.74
Telecom Argentina	TEO	16.01	-1.05%	-1.36%	4.57%	4.57%	35.48	13.31	16.18	16.01
Telefónica	TEF	8.53	2.34%	1.85%	0.41%	0.41%	10.22	7.71	8.33	8.525
Tenaris	TS	26.83	2.39%	9.18%	22.66%	22.66%	40.64	20.45	26.2	26.825
Ternium	TX	31.57	-0.16%	2.17%	14.09%	14.09%	42.43	25.52	31.62	31.57
Transp. del Gas del Sur	TGS	15.72	-1.93%	-1.19%	7.89%	7.89%	22.70	10.72	16.03	15.72
YPF	YPF	15.46	-1.72%	-0.96%	12.68%	12.68%	24.15	11.99	15.73	15.46